



## Item 6.1: Projects & Technology Update

*Mandy Bauld*  
*Sr. Director, Project Management Office*

Technology and Security Committee

February 9, 2026

### **Purpose**

Periodic Project updates

### **For information only**

No action is requested; for discussion only.

### **Key Takeaways**

- 2025 project delivery maximized opportunities to deliver in areas unaffected by RTC+B
- Project activity is trending up in 2026 with increased focus on aging Revision Requests, internal enhancements, and technical health

# 2025 Project Delivery

Total Projects Started: 35

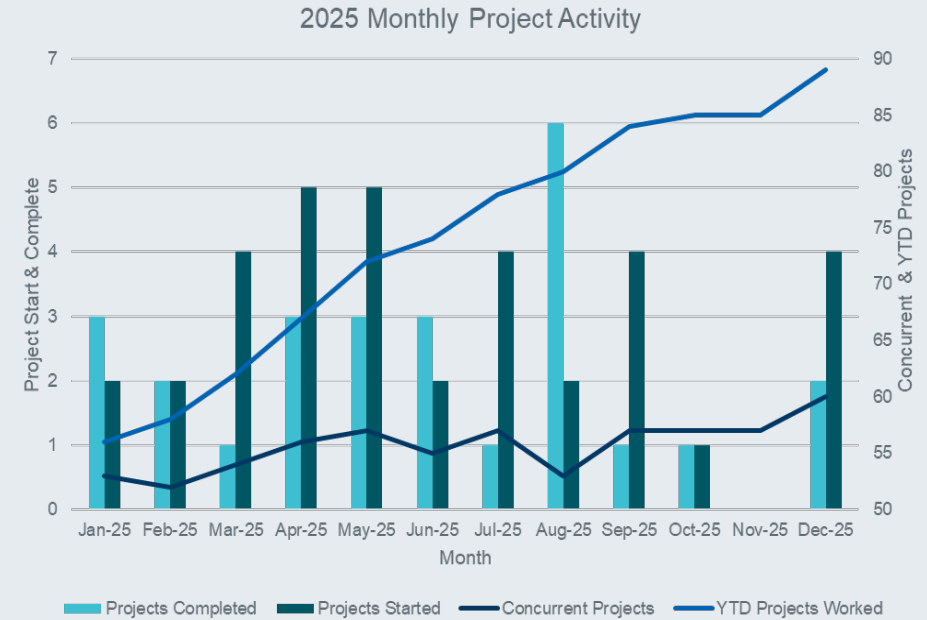
Total Projects Completed: 26

YTD Projects Worked: 89

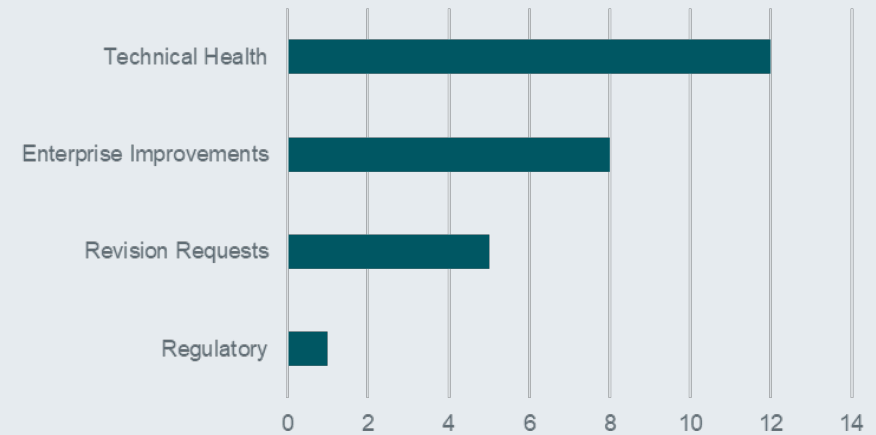
Average # Concurrent Projects: 56

### Key Takeaways:

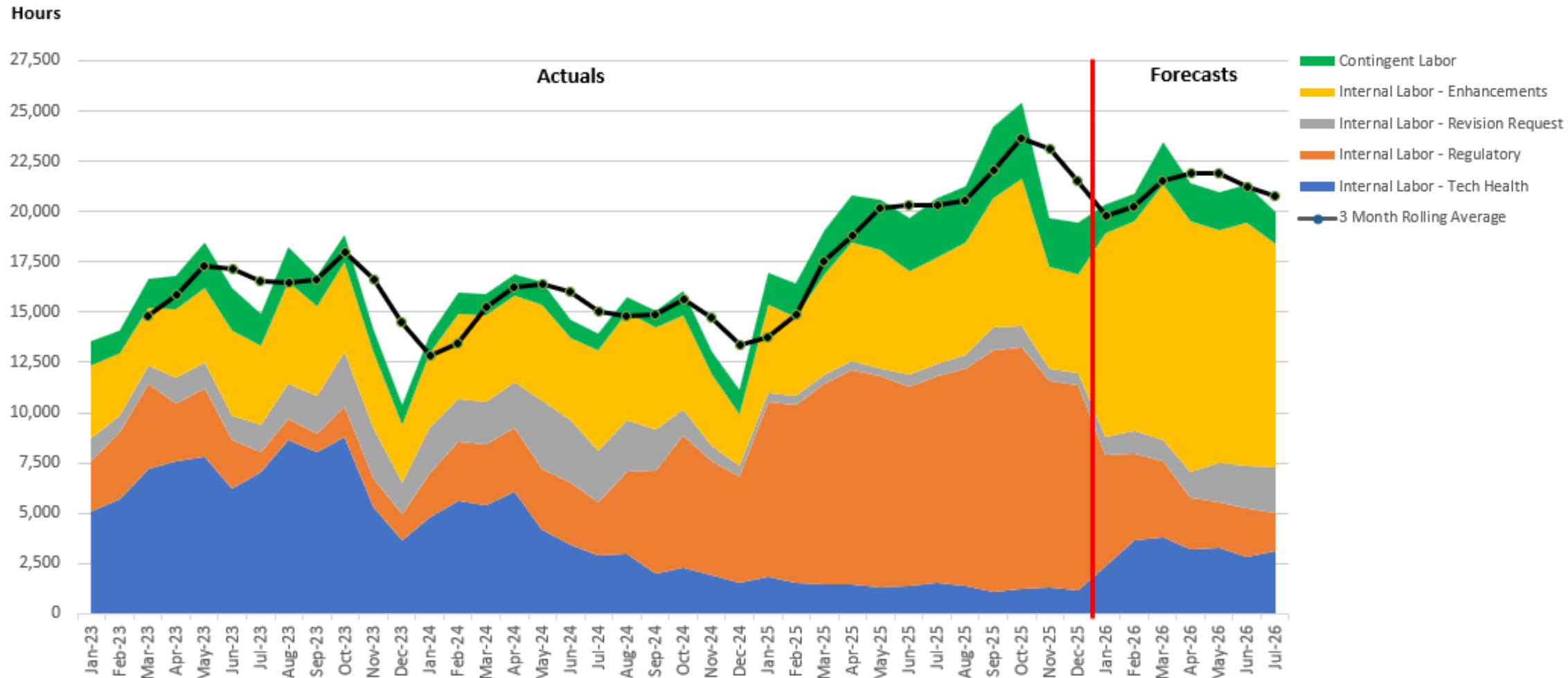
- 2025 project volume was slightly lower than 2024 due to RTC+B.
- RTC+B had a limiting effect on delivery of other Revision Requests but did not similarly restrict Technical Health & Enterprise Improvement project delivery.
- Project volume is trending up in Q1 2026



### 2025 Projects Complete by Category

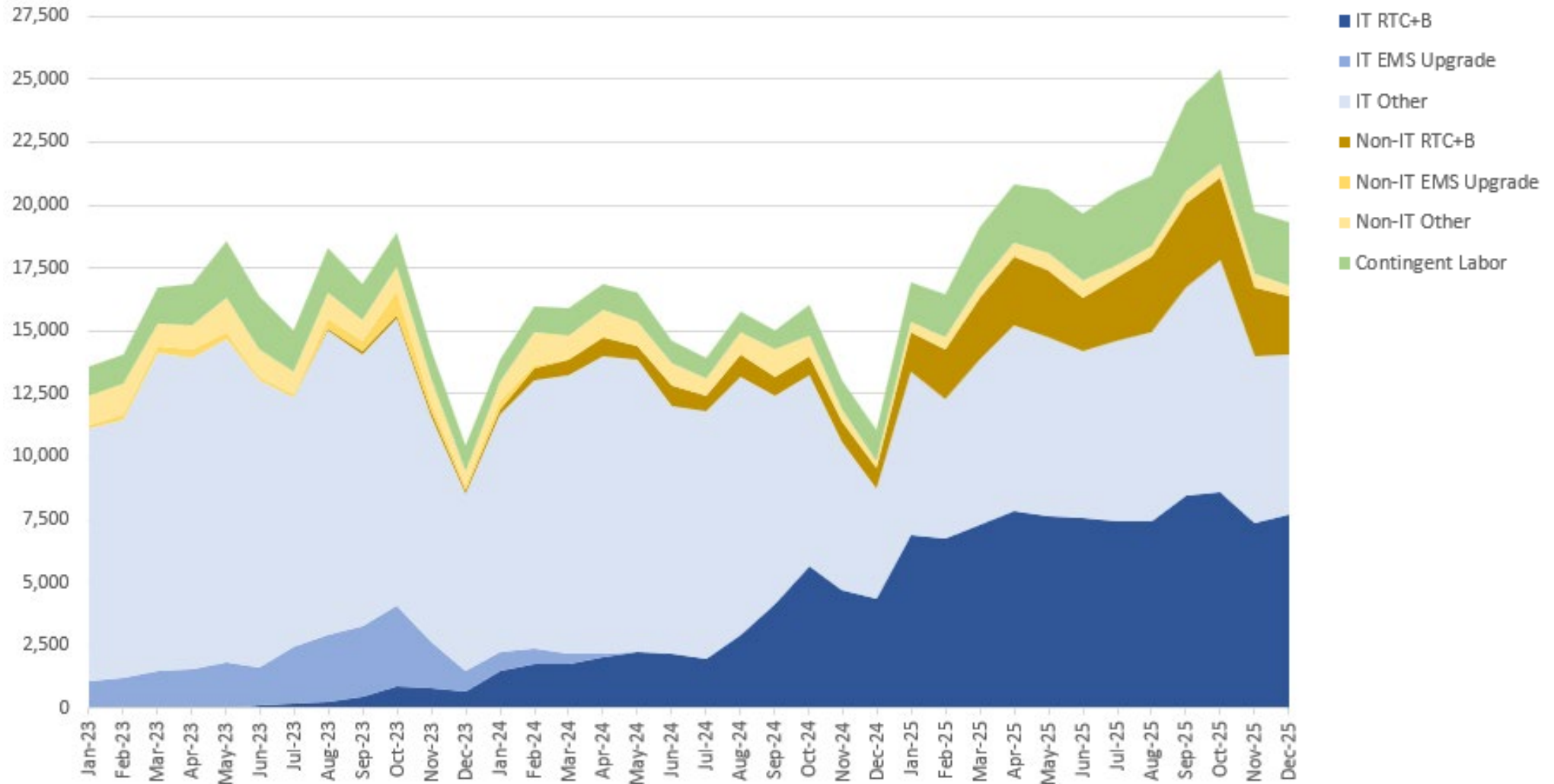


# Project Labor Hours 1/2023 – 7/2026



**Key Takeaway:** Shift from RTC+B to internal enhancements, aging Revision Requests, and technical health projects.

# Project Labor Actual Hours 1/2023 – 12/2025



**Key Takeaway:** RTC+B drove project labor peaks in IT and Non-IT teams

## 2026 Significant Projects

Program	
Identity & Access Management (IAM) Program	<ul style="list-style-type: none"> <li>• A multi-year program to modernize ERCOT's internal and external identity and access management</li> <li>• Includes replacement of existing methods for Market Participant identity management</li> <li>• Overview in General Session &amp; Executive Session (April)</li> </ul>
Data Center (DC) 6 Program	<ul style="list-style-type: none"> <li>• A multi-year program to address technical health of ERCOT's Data Center infrastructure</li> <li>• Overview in Executive Session (June)</li> </ul>
ERCOT Website Redesign	<ul style="list-style-type: none"> <li>• A project to modernize and improve ERCOT's website</li> <li>• Overview in General Session (September)</li> </ul>

**Key Takeaway:** IAM B2B project replacing Digital Certificates is candidate for periodic updates

## ERCOT Application Releases, January - March

- RTC: stabilization, 60-day reports, Public API releases
- NPRR1234 Interconnection Requirements for Large Loads and Modeling Standards for Loads 25 MW or Greater
- PGRR131 Requirements for Interconnection Cost Reporting for Transmission-Connected Generators
- NPRR1299 Clarifications to Emergency Response Service (ERS)

**Key Takeaway:** Making periodic updates and enhancements to systems.

# Appendix

# Internal Labor Actual Hours by Month

Monthly Hrs	2021	2022	2023	2024	2025
Jan		8,594	9,841	13,018	15,350
Feb		4,537	12,320	14,979	14,717
Mar		10,818	12,305	14,881	16,863
Apr		10,250	14,619	15,713	18,472
May		15,603	18,193	15,246	18,057
Jun		10,401	12,335	13,569	16,930
Jul	9,243	10,353	12,104	13,081	17,667
Aug	10,999	13,016	16,964	14,801	18,448
Sept	9,200	10,500	13,919	14,235	20,662
Oct	9,456	12,745	17,489	14,829	21,667
Nov	12,394	12,795	13,021	11,883	17,271
Dec	9,415	10,113	9,372	9,813	16,886
Average	10,118	10,811	13,540	13,837	17,749

*Highlighted cells are highest monthly amounts since the implementation of ERCOT's Project Portfolio Management (PPM) tool in 2021*

**Key Takeaway:** RTC+B drove peak internal labor in 10 months of 2025.