



Oncor Skyview 345/138 kV Switch Project – ERCOT Independent Review Status Update

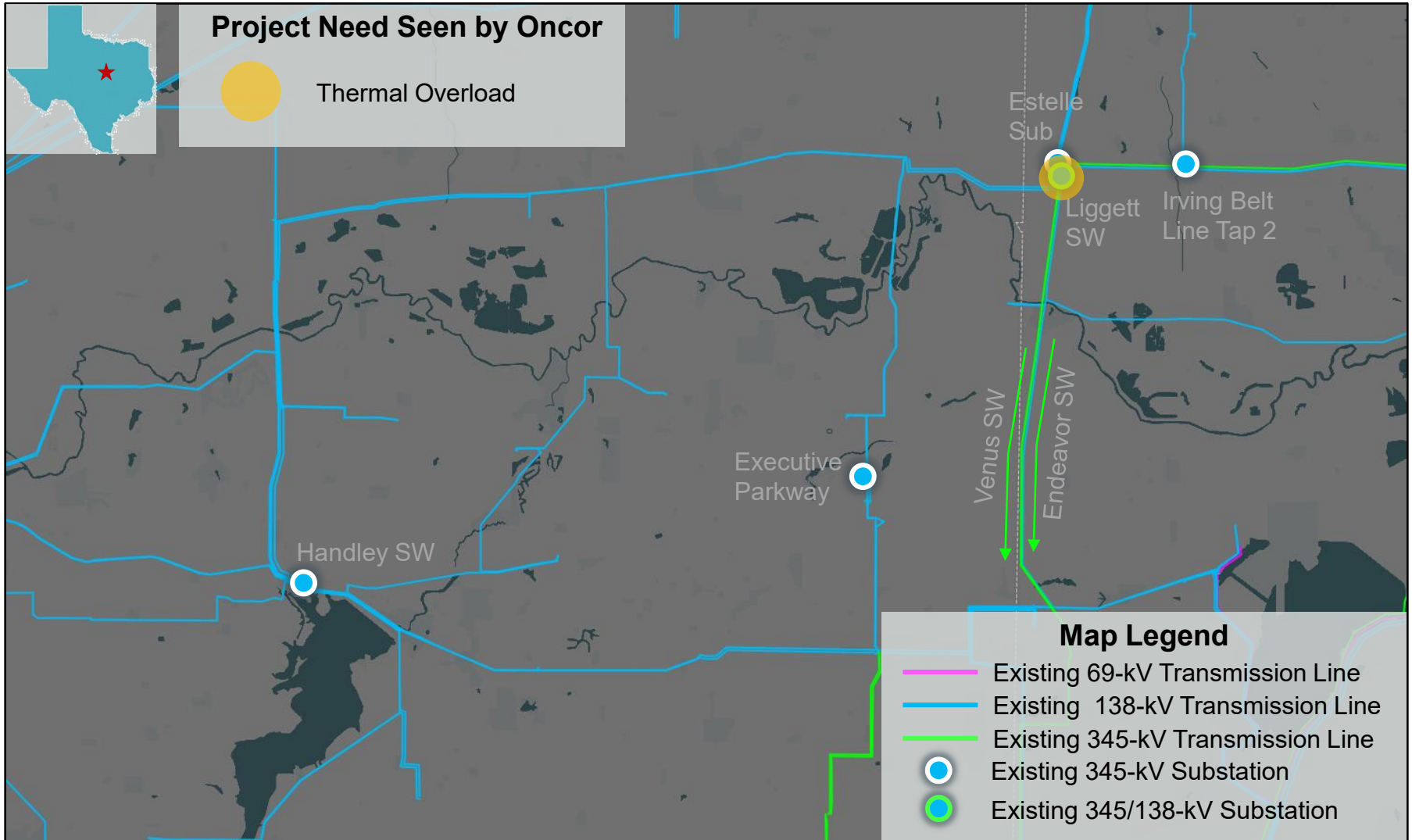
Tanzila Ahmed

RPG Meeting
January 16, 2026

Introduction

- Oncor submitted the Skyview 345/138 kV Switch Project for Regional Planning Group (RPG) review in September 2025
 - This Tier 2 project is estimated to cost approximately \$56.82 million and will require a Certificate of Convenience and Necessity (CCN) filing
 - Estimated in-service date (ISD) is May 2027
 - Addresses the thermal overloads and voltage violations due to proposed load additions in the Dallas and Tarrant Counties
- Oncor provided an overview presentation and ERCOT provided the study scope at the October RPG meeting
 - <https://www.ercot.com/calendar/10282025-RPG-Meeting>
- ERCOT provided status update at the December RPG meeting
 - <https://www.ercot.com/calendar/12162025-RPG-Meeting>
- This project is currently under ERCOT Independent Review (EIR)

Recap – Study Area Map with Violations Seen by Oncor



Recap – Study Assumptions

- Final 2024 Regional Transmission Planning (RTP) 2027 summer peak load case was used as start case
- Transmission updates
 - List of new transmission projects added to the base case are in [Appendix A.1](#)
 - List of placeholder projects from the 2024 RTP that were removed from the study base case are in [Appendix A.2](#)
- Generation updates
 - New 6.9(1) generation, listed in [Appendix B](#), were added to the study base case based on the August 2025 Generator Interconnection Status (GIS) report
 - All new generation were dispatched consistent with the 2024 RTP methodology
- Load level in the study area was maintained consistent with the Final RTP case
- The reserve was maintained consistent with the 2024 RTP

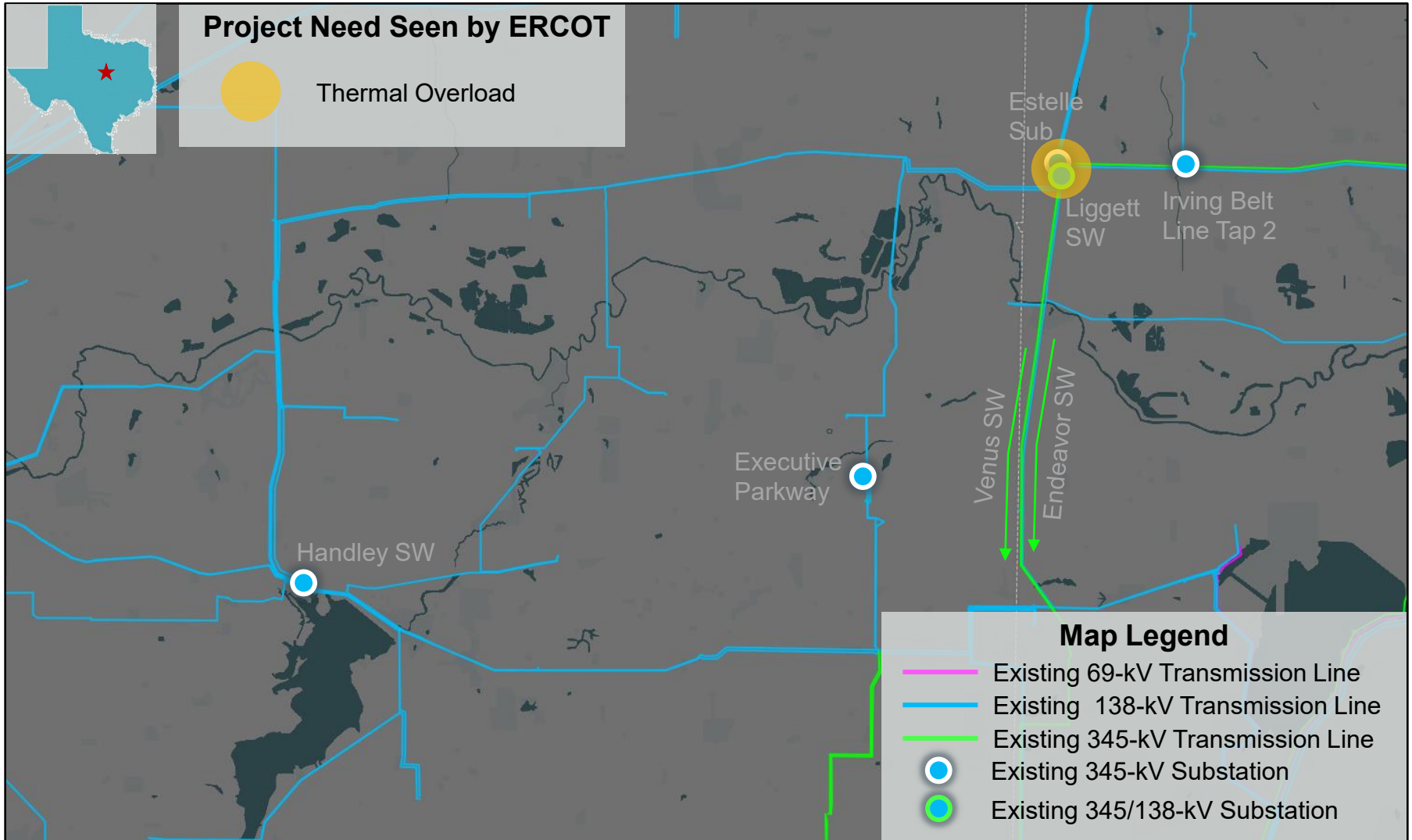
Recap - Preliminary Results of Reliability Assessments

- ERCOT conducted steady-state load flow analysis for the study base case according to the NERC TPL-001-5.1 and ERCOT Planning Criteria to identify project need

Case	N-1		G-1*+N-1		X-1*+N-1		Unsolved Powerflow
	Thermal Violations	Voltage Violations	Thermal Violations	Voltage Violations	Thermal Violations	Voltage Violations	
Base Case	None	None	None	None	2	None	None

* See [Appendix C](#) for list of G-1 generators and X-1 transformers tested

Study Area Map with Violations Seen by ERCOT



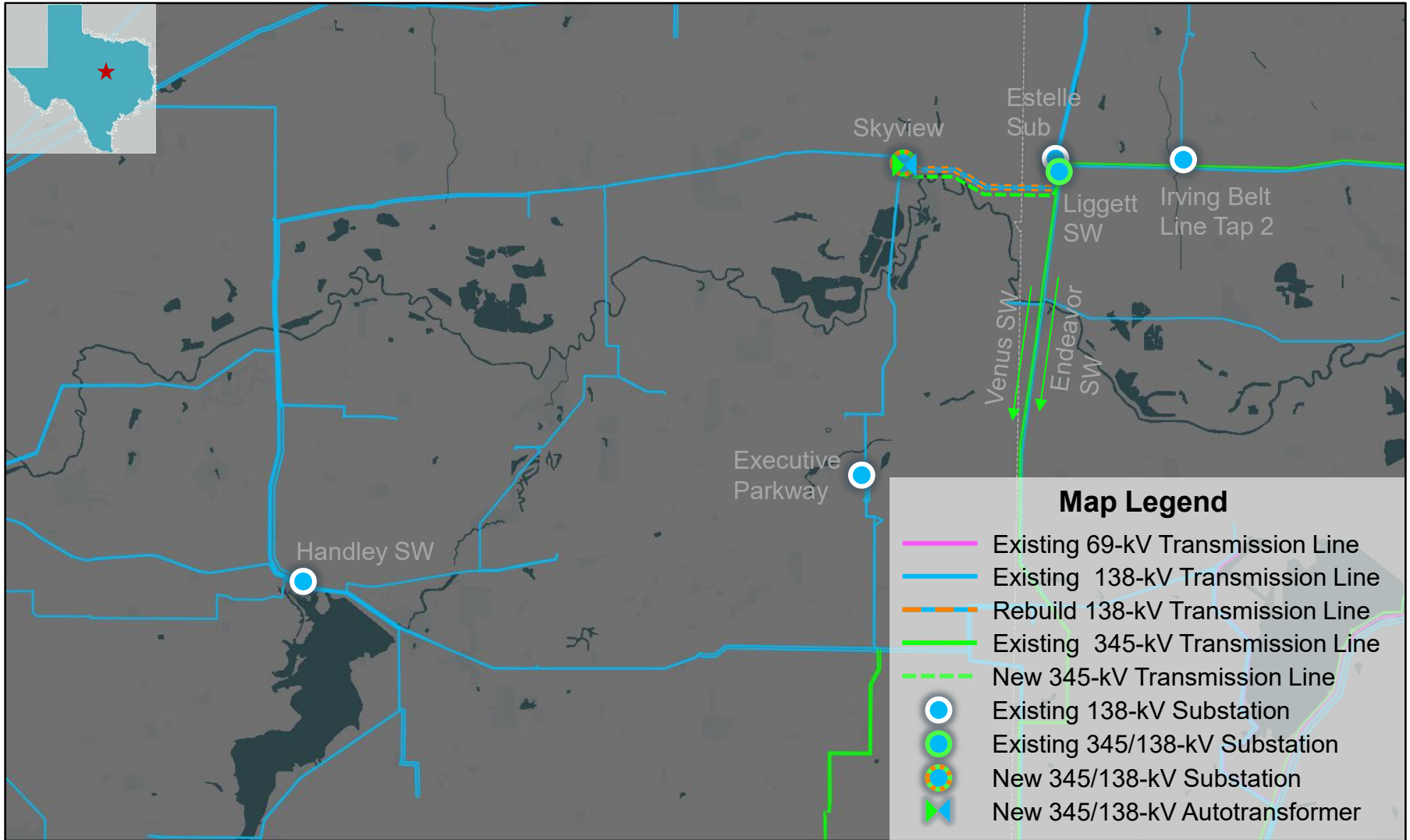
Status Update

- Developed and test alternatives
 - N-1
 - G-1+N-1
 - X-1+N-1
 - See [Appendix C](#) for list of G-1 generators and X-1 transformers tested

Option 1 – Oncor Proposed Option

- Construct a new Skyview 345/138-kV Switch (SW) by installing one 345-kV, 3,200 A breaker and seven 138-kV, 3,200 A breakers in a breaker-and-a-half bus arrangement
- Install one 600 MVA 345/138-kV Autotransformer at Skyview Switch with a normal and emergency ratings of 700 MVA and 750 MVA, respectively
- Rebuild portion of the existing Liggett Switch to Handley Switch / Executive Parkway 138-kV double-circuit transmission line on triple-circuit capable with both circuit in place, with normal and emergency ratings of at least 614 MVA, approximately 2.6-mile
- Construct a new Liggett Switch to Skyview Switch 345-kV transmission line on the newly rebuild triple-circuit capable structures on the upgraded 2.6-mile portion of the exiting Liggett Switch to Handley Switch / Executive Parkway 138-kV double-circuit transmission line, with normal and emergency ratings of at least 1,912 MVA, approximately 2.6-mile;
- Install one 345-kV, 3,200 A circuit braker at Liggett 345-kV Switch
- Ensure the 345-kV and 138-kV terminal equipment meet or exceed a rating of 3,200 A and 3,000 A, respectively

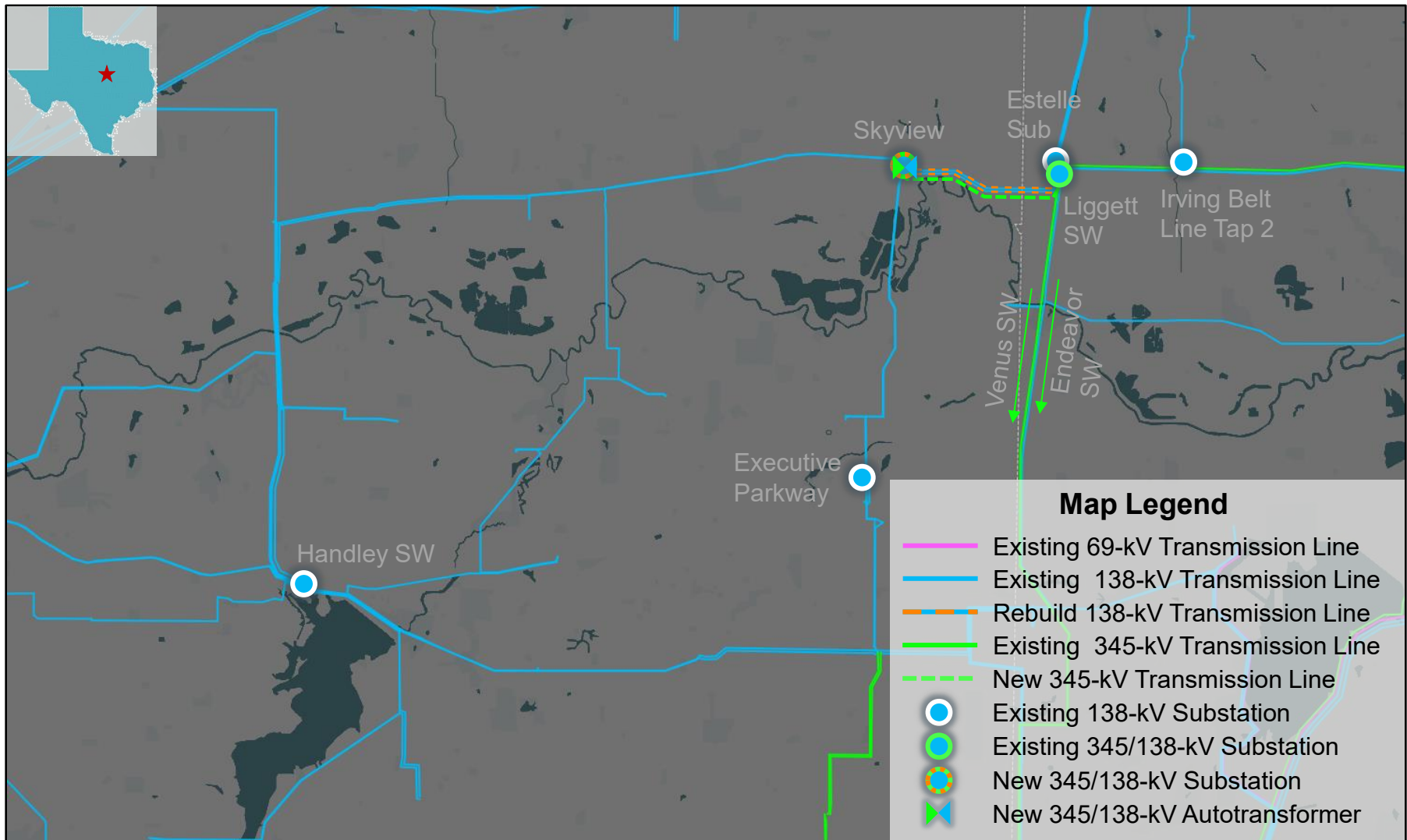
Option 1 – Oncor Proposed Option



Option 2 – Modified Oncor Proposed Option

- Construct a new Skyview 345/138-kV Switch (SW) by installing one 345-kV, 3,200 A breaker and seven 138-kV, 3,200 A breakers in a breaker-and-a-half bus arrangement
- Install one 600 MVA 345/138-kV Autotransformer at Skyview Switch with a normal and emergency ratings of 700 MVA and 750 MVA, respectively
- Rebuild portion of the existing Liggett Switch to Handley Switch / Executive Parkway 138-kV double-circuit transmission line on triple-circuit capable with both circuit in place, with normal and emergency ratings of at least 614 MVA, approximately 2.6-mile
- Construct a new Liggett Switch to Skyview Switch 345-kV transmission line on the newly rebuild triple-circuit capable structures on the upgraded 2.6-mile portion of the exiting Liggett Switch to Handley Switch / Executive Parkway 138-kV double-circuit transmission line, with normal and emergency ratings of at least 1,912 MVA, approximately 2.6-mile;
- Install one 345-kV, 3,200 A circuit breaker at Liggett 345-kV Switch
- Ensure the 345-kV and 138-kV terminal equipment meet or exceed a rating of 3,200 A and 3,000 A, respectively
- Rebuild the existing Liggett Switch to Estelle 138-kV transmission line on double-circuit capable with only one circuit in place, with normal and emergency ratings of at least 495 MVA, approximately 0.6-mile
- Rebuild the existing Liggett Switch to IRVVALVW 138-kV transmission line on double-circuit capable with only one circuit in place, with normal and emergency ratings of at least 495 MVA, approximately 1.5-mile

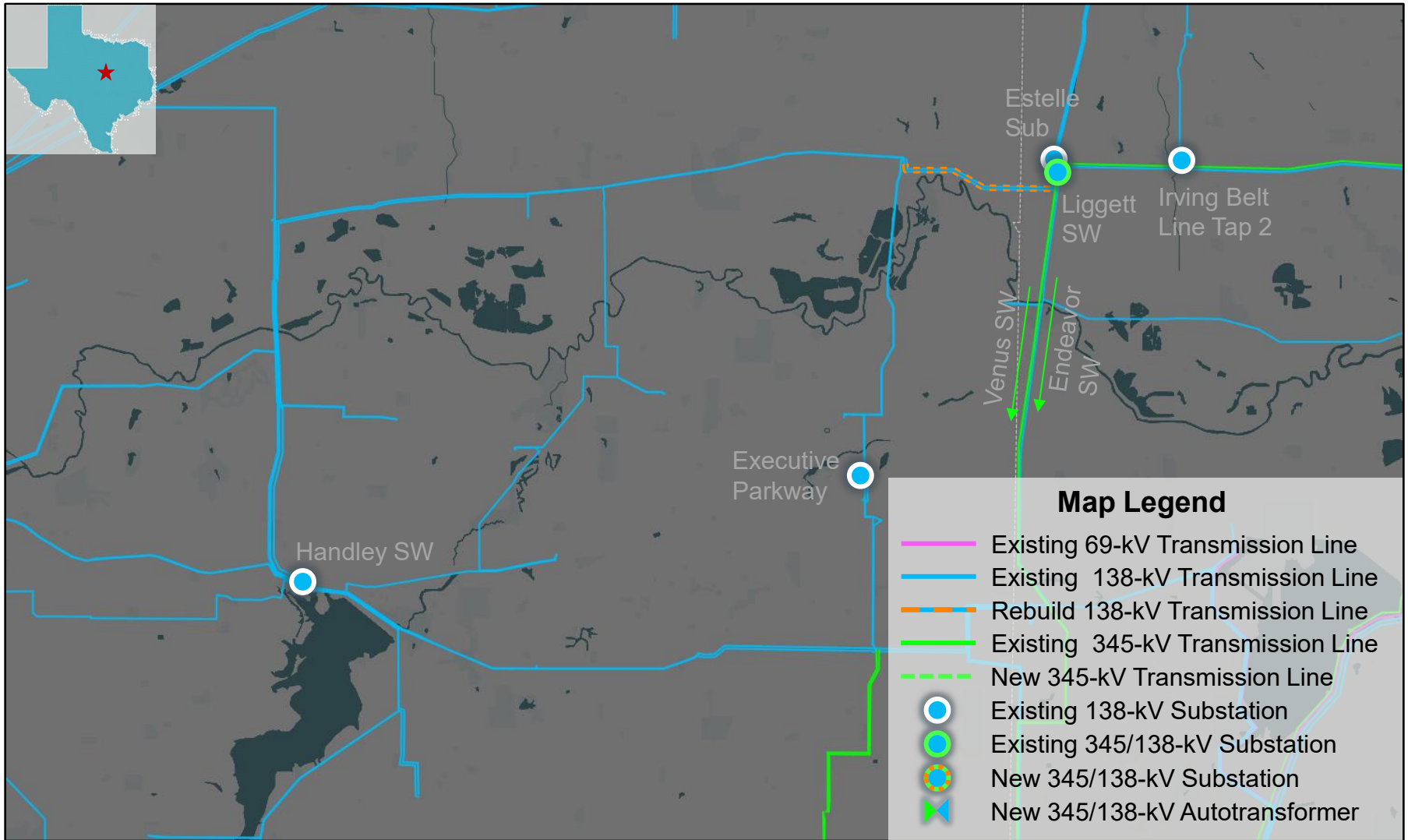
Option 2 – Modified Oncor Proposed Option



Option 3 – ERCOT Option

- Install a third new 600 MVA 345/138-kV Autotransformer at Liggett Switch with a normal and emergency ratings of 700 MVA and 750 MVA, respectively
- Rebuild portion of the existing Liggett Switch to Handley Switch / Executive Parkway 138-kV double-circuit transmission line on double-circuit capable with both circuit in place, with normal and emergency ratings of at least 614 MVA, approximately 2.6-mile
- Rebuild the existing Liggett Switch to Estelle 138-kV transmission line on double-circuit capable with only one circuit in place, with normal and emergency ratings of at least 495 MVA, approximately 0.6-mile
- Rebuild the existing Liggett Switch to IRVVALVW 138-kV transmission line on double-circuit capable with only one circuit in place, with normal and emergency ratings of at least 495 MVA, approximately 1.5-mile

Option 3 – ERCOT Option



Preliminary Results of Option Evaluation

- ERCOT conducted steady-state load flow analysis for the study base case according to the NERC TPL-001-5.1 and ERCOT Planning Criteria to evaluate options

Option	N-1		G-1*+N-1		X-1*+N-1		Unsolved Powerflow
	Thermal Violations	Voltage Violations	Thermal Violations	Voltage Violations	Thermal Violations	Voltage Violations	
1	None	None	None	None	None	None	None
2	None	None	None	None	None	None	None
3	None	None	None	None	2	None	None

* See [Appendix C](#) for list of G-1 generators and X-1 transformers tested

Next Steps and Tentative Timeline

- ERCOT will continue to evaluate options and provide status updates at future RPG meetings
 - Maintenance outage evaluation
 - Long-term load-serving capability assessment
 - Cost estimates and feasibility assessment
- Additional analyses to be performed on the preferred option
 - Congestion Analysis to ensure that the identified transmission upgrades do not result in new congestion within the study area
- Tentative Timelines
 - Final recommendation – Q1 2026

Thank you!



Stakeholder comments also welcomed through:

Tanzila.Ahmed@ercot.com

Robert.Golen@ercot.com

Appendix A1 – Transmission Projects to Add

- List of transmission projects to be added to study base case

RPG/TPIT No	Project Name	Tier	Project ISD	From County
24RPG007	Canton Area Loop Project	Tier 2	10/1/2026	Van Zandt
24RPG016	Rand Area Loop Project	Tier 2	4/1/2027	Kaufman
24RPG017	Venus Switch to Sam Switch 345-kV Line Project	Tier 1	5/1/2026	Ellis, Hill
24RPG021	Forney 345/138-kV Switch Rebuild Project	Tier 1	12/1/2025	Kaufman
24RPG022	Wilmer 345/138-kV Switch Project	Tier 1	5/1/2026	Dallas

Appendix A2 – Transmission Projects to be Remove

- List of placeholder transmission projects that are directly related to proposed project were removed from the study base case

RTP Project ID	Project Name	County(s)
2024-NC77	Skyview (2231) 345/138-kV Substation Addition and Area Upgrade	Dallas, Tarrant

Appendix B – New Generation Projects to Add

GINR	Project Name	County	Projected COD	Fuel	Capacity (~MW)
21INR0359	Hickerson Solar	Bosque	11/21/2025	SOL	311.1
22INR0437	TORMES SOLAR	Navarro	3/31/2027	SOL	356.6
23INR0266	Langer Storage	Bosque	3/1/2027	OTH	61.5
23INR0538	Roadrunner Crossing BESS SLF	Eastland	2/13/2026	OTH	182.6
24INR0136	Eagle Springs Storage	Delta	12/31/2026	OTH	33.1
24INR0137	Eagle Springs Solar	Delta	12/31/2026	SOL	77.2
24INR0181	Bynum Solar Project	Coryell	1/21/2026	SOL	56.0
24INR0188	Tehuacana Creek Solar	Navarro	3/10/2027	SOL	505.4
24INR0189	Tehuacana Creek BESS SLF	Navarro	3/10/2027	OTH	0.0
24INR0331	Chisme Storage	Brown	4/13/2027	OTH	146.0
24INR0333	Chisme Solar	Brown	4/13/2027	SOL	147.0
24INR0364	Pitts Dudik II	Hill	2/27/2026	SOL	30.2
24INR0631	Radian Storage SLF	Brown	11/7/2025	OTH	0.0
25INR0018	Yellow Cat Wind	Navarro	4/1/2027	WIN	262.0
25INR0101	Drake BESS	Collin	7/14/2026	OTH	257.3
25INR0166	Padrino Solar	Hill	7/30/2026	SOL	201.4
25INR0199	Bonham Solar SLF	Limestone	8/31/2026	SOL	138.4
25INR0229	OCI Cobb Creek Solar	Hill	12/1/2026	SOL	203.1
25INR0231	Apache Hill BESS	Hood	7/31/2026	OTH	201.2
25INR0233	OCI Cobb Creek ESS	Hill	12/1/2026	OTH	201.6
25INR0391	Purple Sage BESS 1	Collin	5/30/2027	OTH	156.0
25INR0392	Purple Sage BESS 2	Collin	5/30/2027	OTH	156.0

Appendix C – G-1 Generators and X-1 Transformers

G-1 Generators	X-1 Transformers
Forney Combine Cycle Train	Liggett Switch 345/138-kV Ckt 1
Handly SES	Liggett Switch 345/138-kV Ckt 1
Mt. Creek SES	Miller Road Switch 345/138-kV
	Norwood Switch 345/138-kV
	Venus Kemp Ranch Switch 345/138-kV