

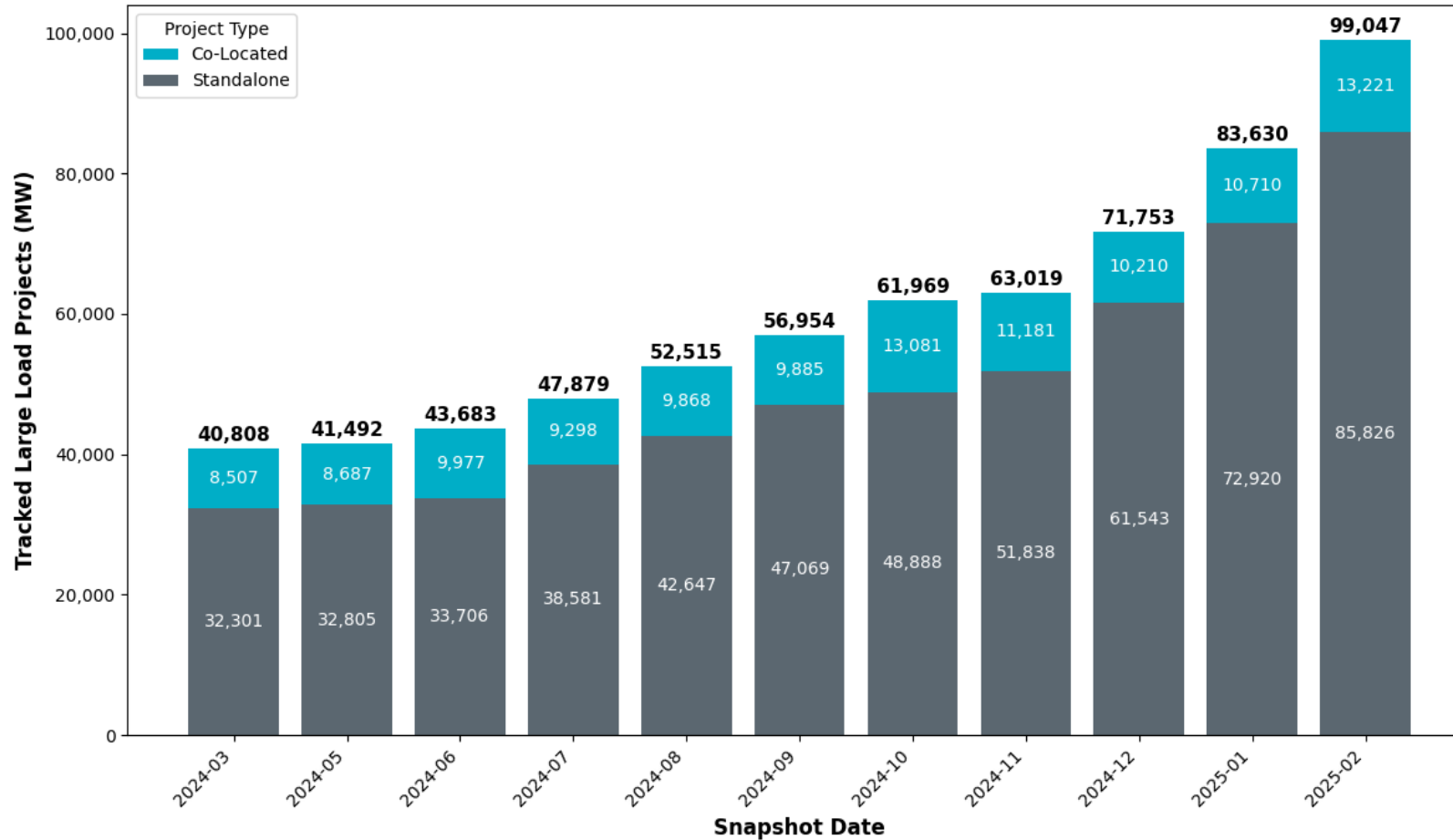


Large Load Interconnection Status Update

Large Load Integration Team

Feb 27, 2025

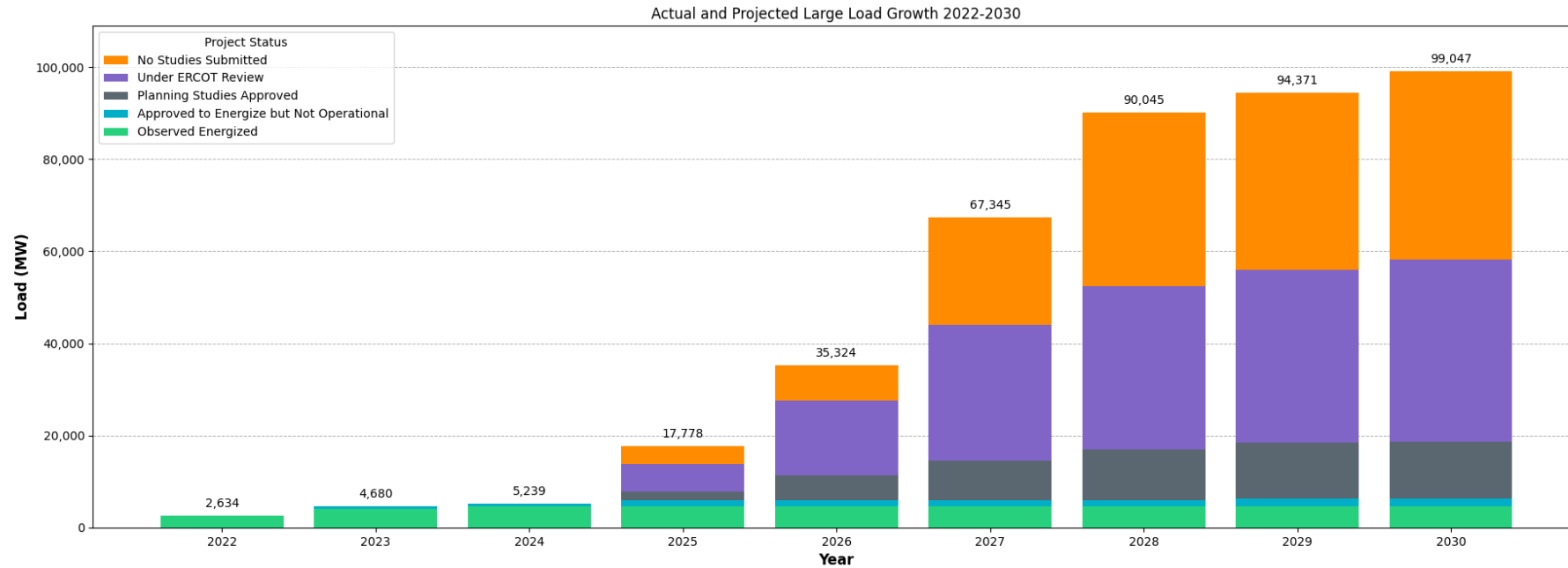
Large Load Queue – Past 12 Months



Changes since January Queue Update

- Combination of new standalone and co-located projects, as well as several project cancelations, increased total queue capacity by 15,417 MW.

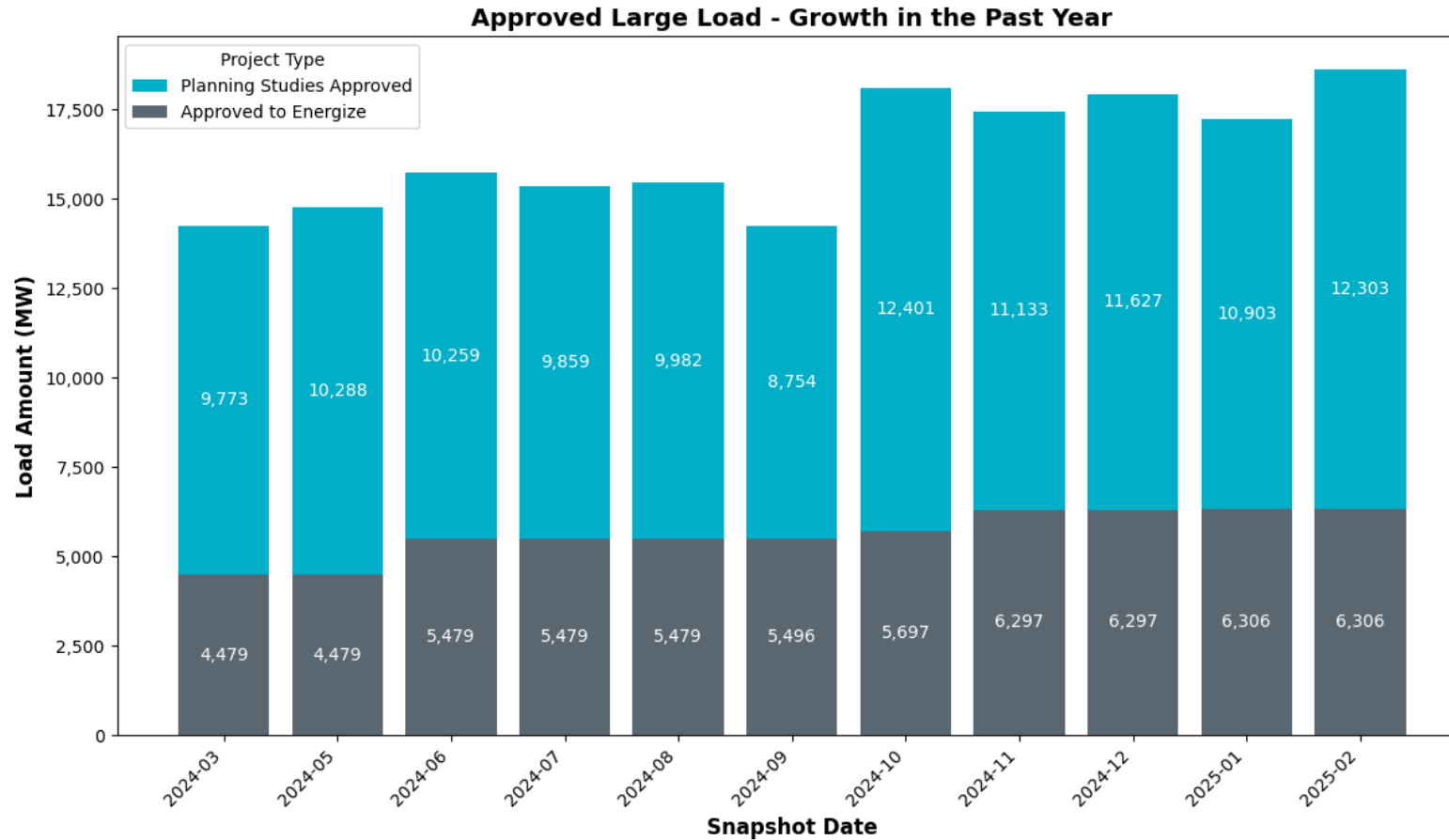
Current Large Load Interconnection Queue



Project Status	2022	2023	2024	2025	2026	2027	2028	2029	2030
No Studies Submitted	0	0	0	4,034	7,686	23,418	37,576	38,472	40,799
Under ERCOT Review	0	0	0	6,012	16,198	29,364	35,529	37,509	39,639
Planning Studies Approved	0	0	0	1,726	5,435	8,558	10,934	12,084	12,303
Approved to Energize but Not Operational	0	569	623	1,390	1,390	1,390	1,390	1,690	1,690
Observed Energized	2,634	4,111	4,616	4,616	4,616	4,616	4,616	4,616	4,616
Total (MW)	2,634	4,680	5,239	17,778	35,325	67,346	90,045	94,371	99,047

- **Observed Energized** – Projects that have received Approval to Energize from ERCOT Operations and are fully operational. Represented by all time non-simultaneous peak load consumption.
- **Approved to Energize but Not Operational** – Projects that have received Approval to Energize from ERCOT Operations but are not observed to be operational.
- **Planning Studies Approved** – Projects that have received ERCOT approval of required interconnection studies. Any MWs that were not approved are reclassified as No Studies Submitted.
- **Under ERCOT Review** – Projects that have studies under review by ERCOT.
- **No Studies Submitted** – Projects that are tracked by ERCOT but that have not yet provided sufficient information for ERCOT to begin review. Additionally, MWs that were not approved by ERCOT after review of planning studies are included in this category until a path to interconnect these MWs is identified, or the customer cancels the interconnection request.

ERCOT Approvals – Past 12 Months

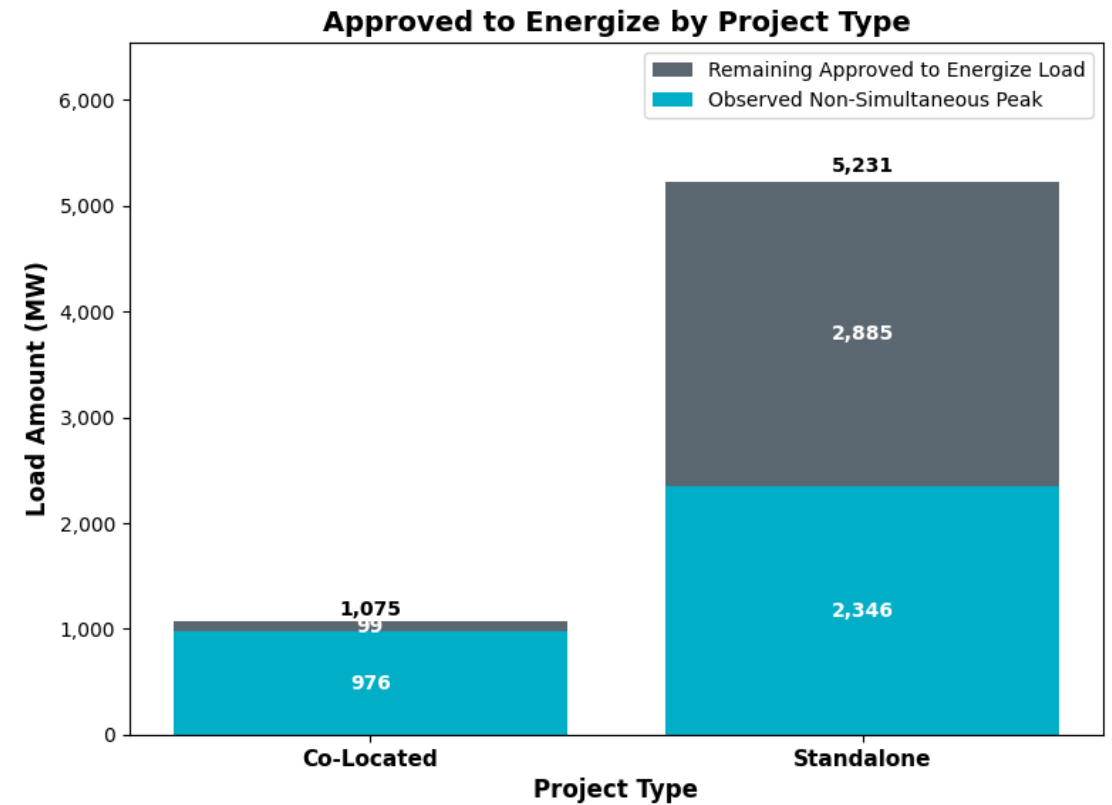
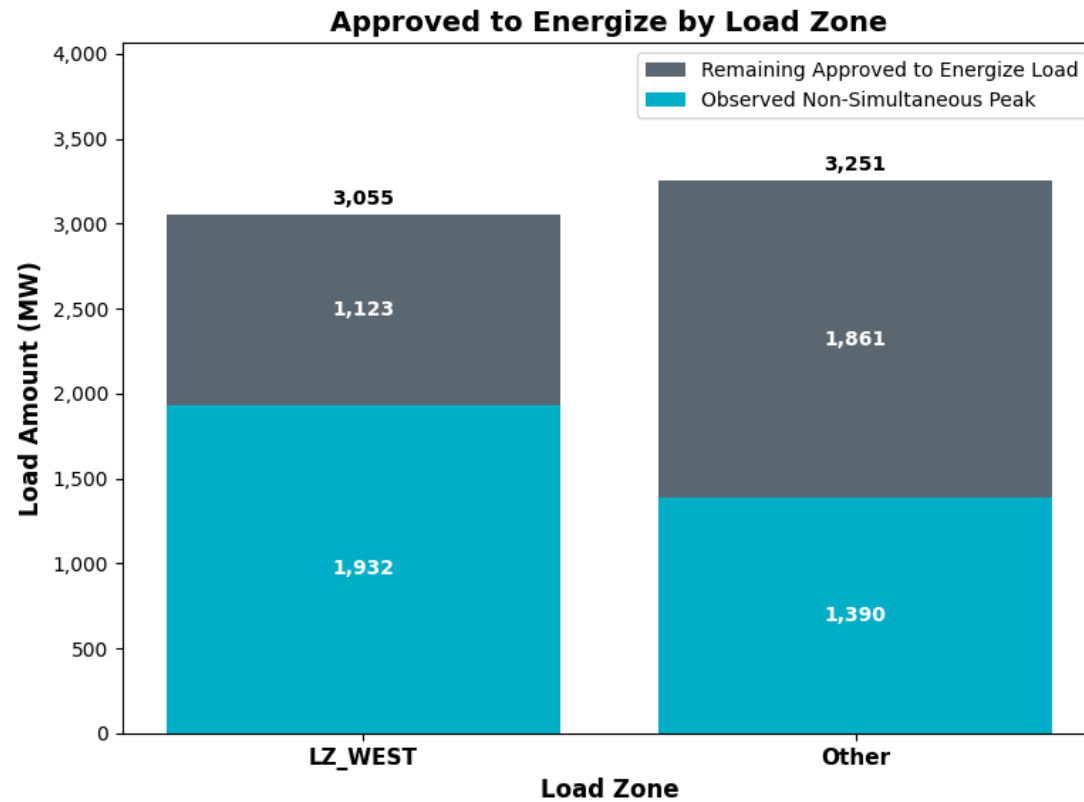


ERCOT Approvals Since Jan 2024 (Observations)

- Total load with planning studies approved have increased slightly in Feb 2025 with approved to energize load remaining constant in February. The past year has seen of 1,827 MW of load approved to energize.

Loads Approved to Energize – By Zone & Project Type

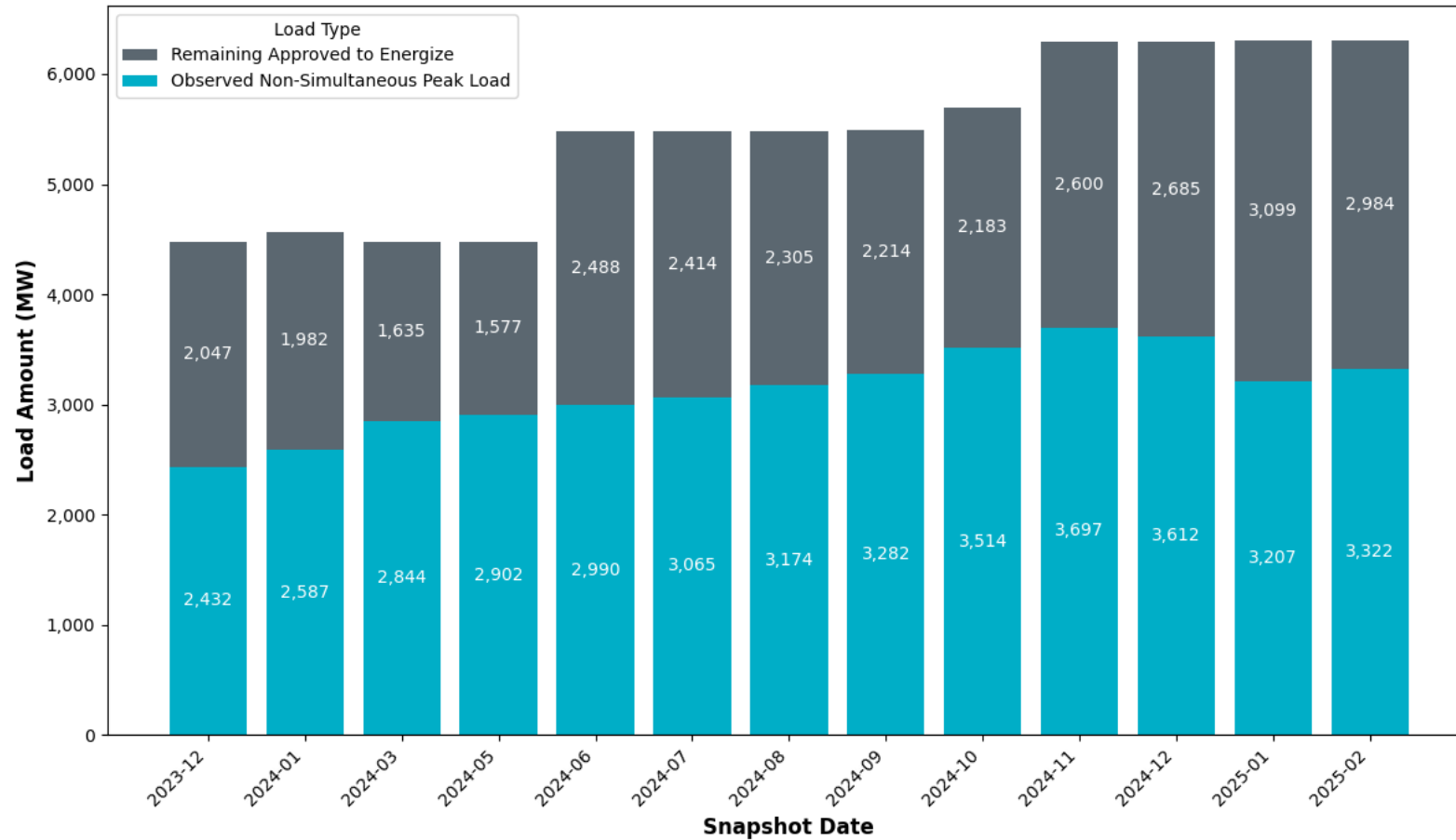
- Of the total 6,306 MW Approved to Energize,
 - 3,055 MW resides in LZ_WEST and 3,251 MW resides in the other load zones.
 - 5,231 MW consists of standalone projects and 1,075 MW consist of co-located projects.



*Other Includes LZ_NORTH, LZ_SOUTH, and LZ_HOUSTON

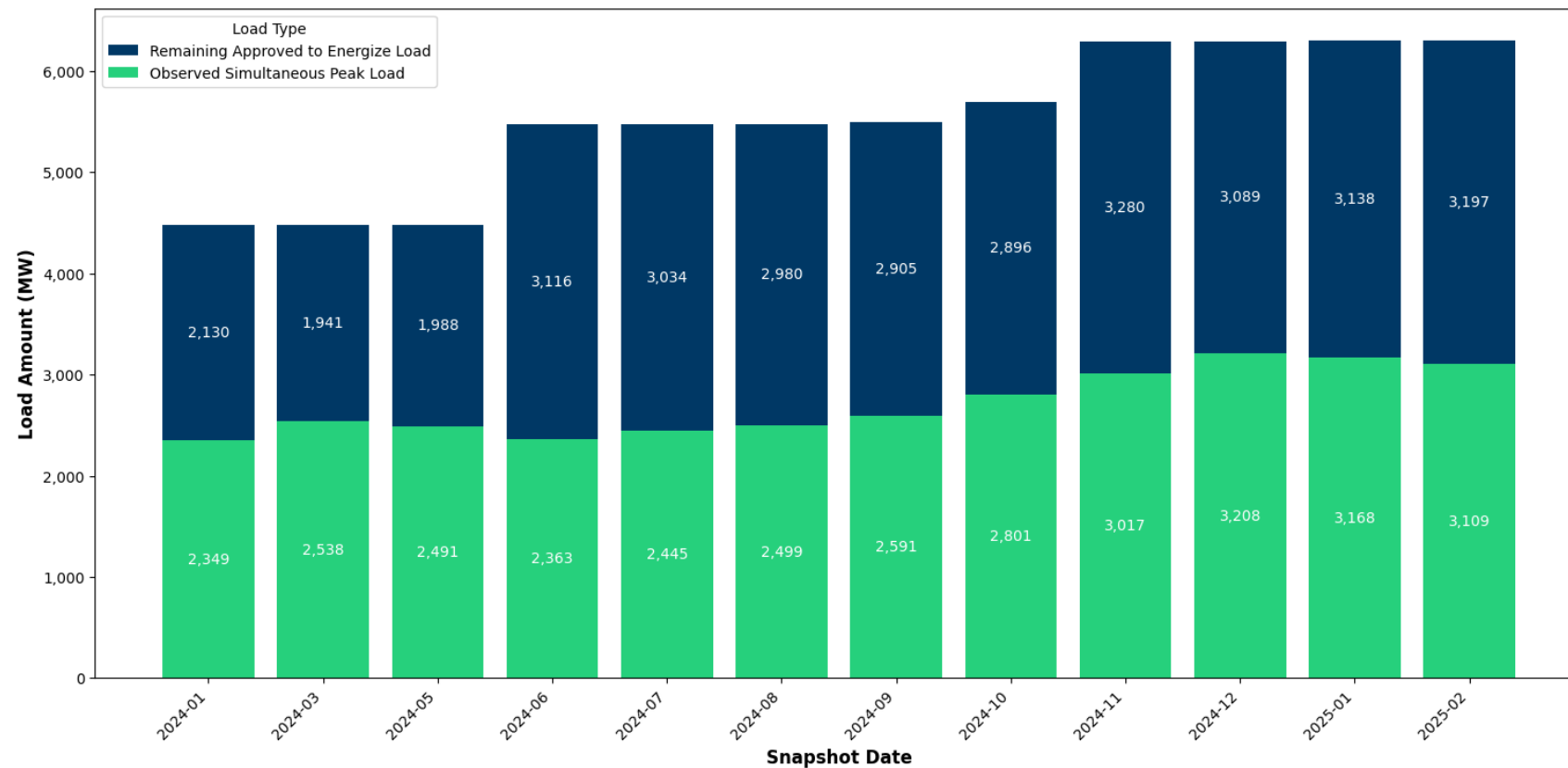
Loads Approved to Energize – Observations

- Of the 6,306 MW that have received Approval to Energize, ERCOT has observed a **non-simultaneous** monthly peak consumption of 3,322 MW in February 2025 which is an increase since January 2025.
 - This is calculated as the sum of the maximum value for each individual load per month
 - This value represents how much approved load ERCOT believes is now operational



Loads Approved to Energize – Observations

- ERCOT has observed a **simultaneous** monthly peak consumption of 3,109 MW in January 2025 which is a slight decrease since January 2025.
 - This is the maximum value of the sum of all the individual loads per month
 - This value is the maximum amount of large load that ERCOT has had to serve at a single point in time



Questions?

email: LargeloadInterconnection@ercot.com