



Instructions for a Resource Entity Submitting a Declaration of Weather Preparedness for a New Resource

August 2025

Is a Resource Entity required to submit a Declaration of Weather Preparedness (DoWP) for a Resource that is not fully commissioned?

The Public Utility Commission of Texas (PUCT) Weather Emergency Preparedness Rule, 16 Texas Administrative Code (TAC) §25.55 states that a Resource Entity (RE) seeking part 3 commissioning approval for a new resource during the summer or winter season,

“must submit the appropriate declaration of preparedness prior to the resource commissioning date established in the ERCOT interconnection process for resources” (16 TAC §25.55(c)(3)(C)).

Weatherization and Inspection Recommendation:

- Begin developing a plan for meeting the weatherization requirements during part 2 of the ERCOT resource interconnection process.

Resources for submitting a DoWP:

- [Weatherization and Inspection Summer Weather Readiness Webpage](#)
- [Weatherization and Inspection Winter Weather Readiness Webpage](#)
- [Instructions for New Resources Submitting a Declaration of Weather Preparedness for Part 3 of the ERCOT Commissioning Process](#)
- [Weatherization & Inspection Market Participant Portal User Guide](#)

When does a Resource Entity submit a DoWP for a Resource that is not fully commissioned?

An RE seeking part 3 commissioning for a resource that is not fully commissioned:

Between the winter and summer inspection season

During the months of March, April, and October

DoWPs are **not** accepted.
The DoWP section of the portal is closed for all Resource Entity submissions.

During the DoWP submission period and inspection season

Winter submission period: Nov 1-Dec 1;
Winter inspection season: Dec 2-Feb 28
Summer submission period: May 1-June 1;
Summer inspection season: June 2-September 30

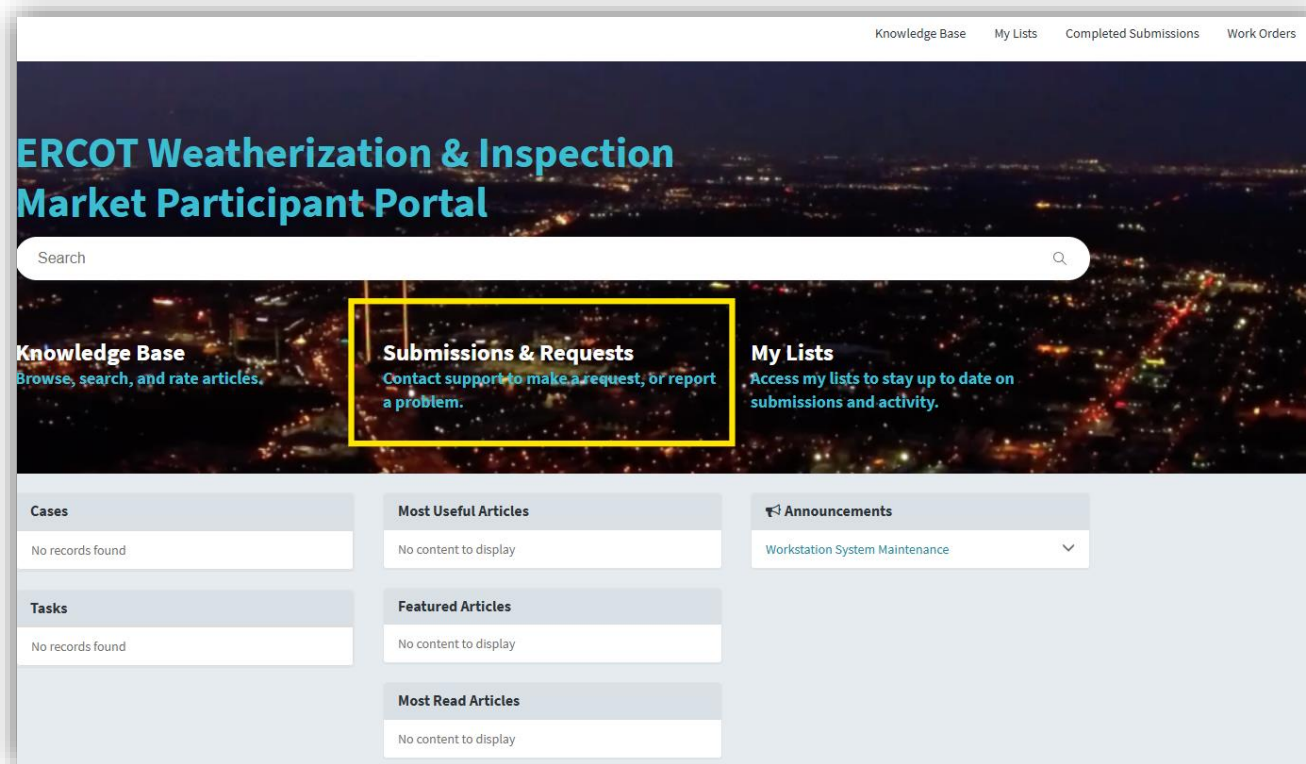
An RE with at least one fully commissioned resource must submit a DoWP during the submission period that declares the fully commissioned resource but is not required to declare a resource that is not fully commissioned until part 3 of the commissioning process.

An RE without any fully commissioned resources must submit a DoWP during the submission period or inspection season if the resource is approaching the end of part 3 of the commissioning process provided all weatherization requirements have been met.

An RE may submit a DoWP during the submission period or inspection season for a not-yet-fully-commissioned resource that has not reached part 3 of the commissioning process provided all weatherization requirements have been met.

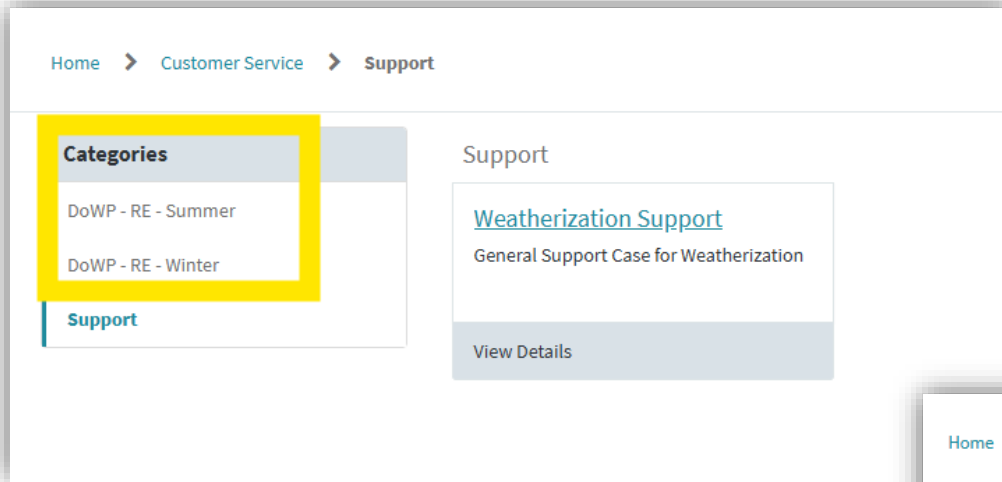
What is the process for submitting a DoWP?

1. Secure a digital certificate from the Market Participant User Security Administrator (USA) with the appropriate manager role, S N _ M _ W _ M G R _ E C E I I.
2. Log into the Weatherization & Inspection Market Participant Portal through the ERCOT MIS.
<https://mis.ercot.com/secure/applications>
3. Navigate to “Submissions and Requests.”



What is the process for submitting a DoWP?

4. Navigate to 'Categories' and select the DoWP for the relevant inspection season.
5. Select Appendix A.



Step 1:
Appendix A

What is the correct way to declare a resource that is not fully commissioned?

6. Correctly declaring a resource that is not fully commissioned on the Appendix A depends on whether all weatherization requirements have been met.

All weatherization requirements **are met**:

- leave the field, 'Resource not covered by this declaration,' **blank**.

Generation Resource

Minimum Experienced Ambient Temperature (°F) at which operations has been sustained.

Design Basis Wind Speed (mph)

Design Basis Cold Temperature (°F)

Resource not covered by this declaration ?
If another entity performs weatherization, identify the responsible entity in the comments. ✕

-- None --

Comments ?
Limited to 5,000 characters ✕

Summary of Activities to Complete the Requirements of 16 TAC §25.55(c)(1) ?
Limited to 5,000 characters ✕

All weatherization requirements **are not met**:

- choose from the drop-down list, "Resource not fully commissioned as of June 1 or December 1."

Generation Resource

Minimum Experienced Ambient Temperature (°F) at which operations has been sustained.

Design Basis Wind Speed (mph)

Design Basis Cold Temperature (°F)

Resource not covered by this declaration ?
If another entity performs weatherization, identify the responsible entity in the comments. ✕

Resource not fully commissioned as of Dec 1

-- None --

Resource in Scheduled Outage as of Dec 1

Resource Operations Suspended as of Dec 1

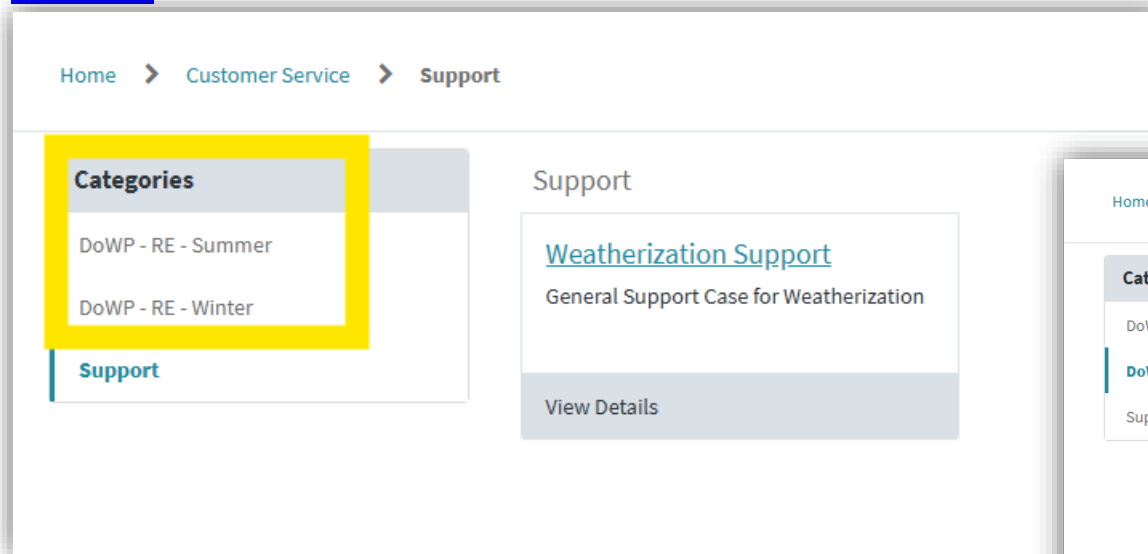
Resource not fully commissioned as of Dec 1

Winter Weather Readiness incomplete

No longer owned by this Generation Entity

What is the process for submitting a DoWP?

7. Complete the Notarized Attestation document and upload the entire document to the portal.
 - Must be signed by the highest-ranking representative, official, or officer *with binding authority* over the referenced Generation Entity and notarized.
8. Attach optional supplemental documents (e.g., procedures followed, checklists completed, etc.) using the paperclip icon located below the upload button.
9. Submit the complete declaration package by pressing the submit button.
10. For detailed instructions, refer to the [Weatherization & Inspection Market Participant Portal User Guide](#).



Who do I contact if I have a question or need technical assistance?

- Submit a weatherization support request (wSUP) through the Weatherization & Inspection Market Participant Portal.

The image displays three overlapping screenshots of the ERCOT Weatherization & Inspection Market Participant Portal, illustrating the steps to submit a weatherization support request (wSUP).

Top Left Screenshot: The main portal page. The header includes links for Knowledge Base, My Lists, Completed Submissions, and Work Orders. The main content area features a search bar and three highlighted sections: Knowledge Base (Browse, search, and rate articles), Submissions & Requests (Contact support to make a request, or report a problem), and My Lists (Access my lists to stay up to date on submissions and activity).

Top Right Screenshot: The Customer Service > Support page. It shows a list of categories: DoWP - RE - Summer, DoWP - RE - Winter, and a highlighted Support section. The Support section includes a link for Weatherization Support and a button for View Details.

Bottom Screenshot: The Weatherization Support form. It shows the General Support Case for Weatherization form. The form includes fields for Contact (Your Name Will Be Here) and Account (Your Resource Entity Will Be Here). A dropdown menu for "Which of the following is your issue related to?" is open, showing options: -- None --, Appendix A, DoWP (highlighted), Notice of Inspection, Schedule K, and Other. A Submit button is visible on the right.

Questions?

