



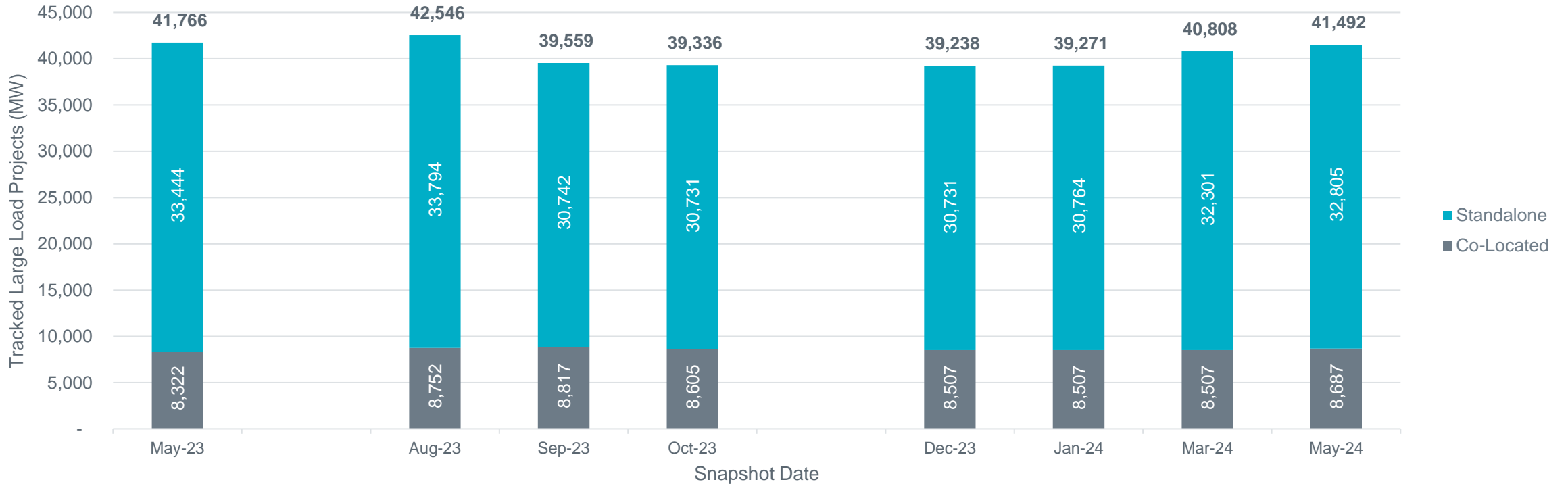
Large Load Interconnection Status & Analytics Update

Evan Neel

Large Load Integration

May 6, 2024

Large Load Queue – Past 12 Months

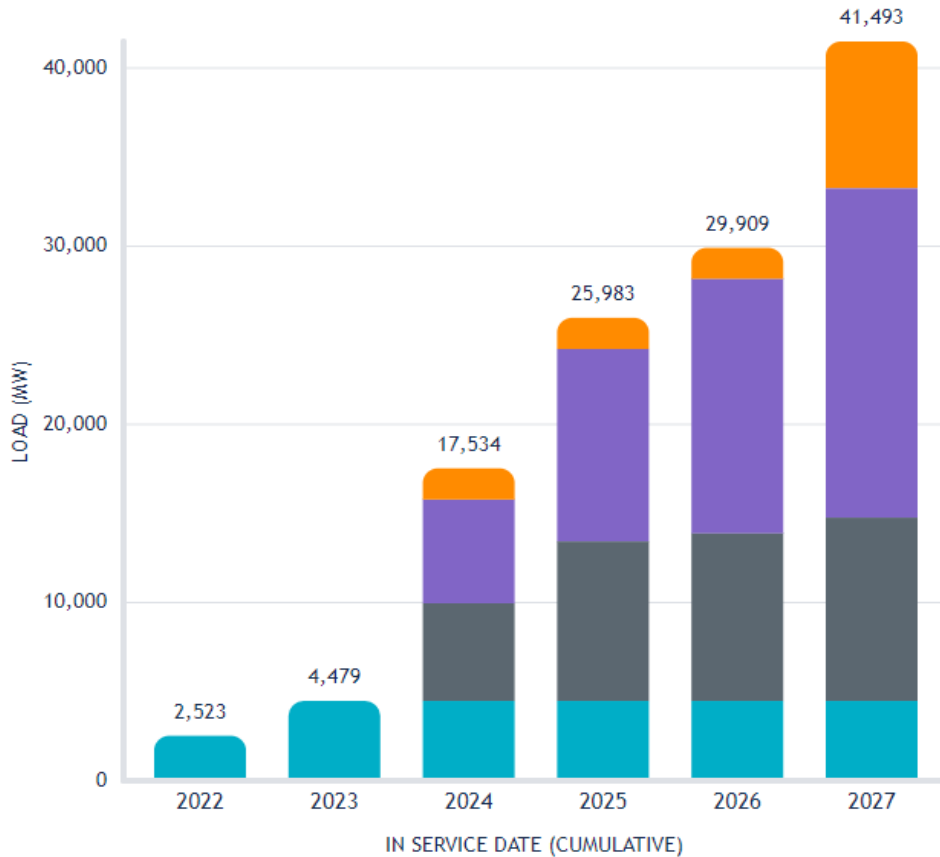


Changes since April Queue Update

- New standalone and co-located projects added to the queue increased total queue capacity by 684 MW.

Current Large Load Interconnection Queue

Actual and Projected LFL Growth 2022-2027



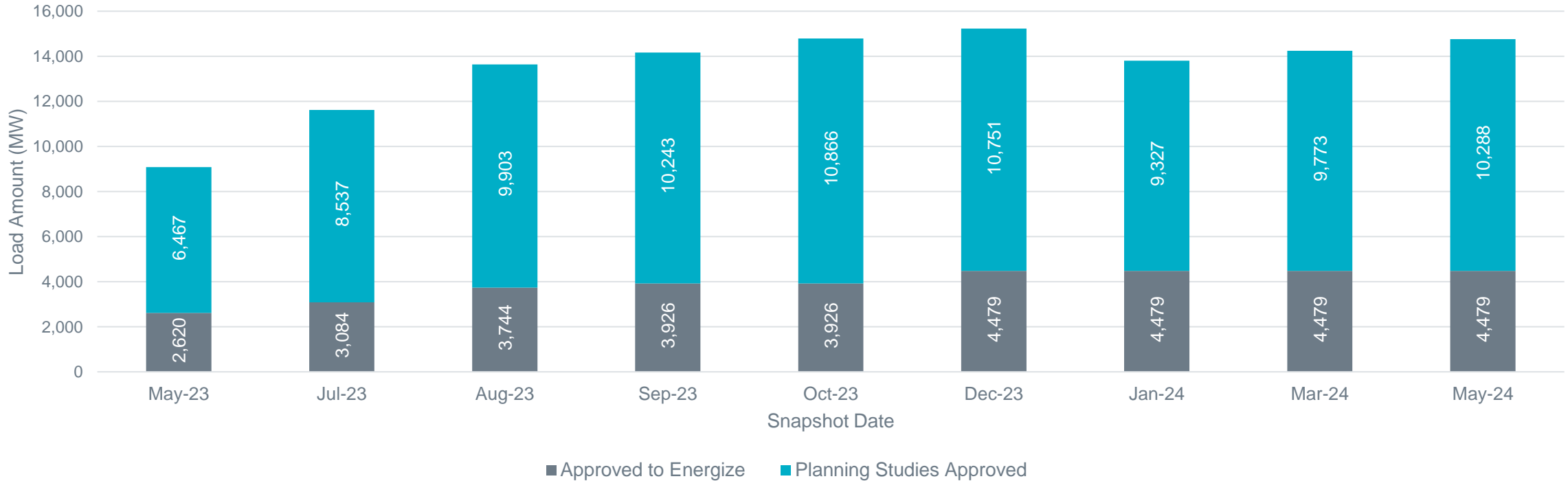
Project Status	2022	2023	2024	2025	2026	2027
No Studies Submitted	-	-	1,750	1,750	1,750	8,245
Under ERCOT Review	-	-	5,824	10,802	14,282	18,482
Planning Studies Approved	-	-	5,481	8,952	9,398	10,288
Approved to Energize	2,523	4,479	4,479	4,479	4,479	4,479
Total (MW)	2,523	4,479	17,534	25,983	29,909	41,493

NOTE: In January 2024 ERCOT identified several projects that had been previously misclassified in this chart. This error was corrected, resulting in a higher 2023 total of approved load than was previously reported. The overall size of the queue was not impacted by this error. The charts on slides 4, 5, and 6 were also corrected.

- **Approved to Energize** – Projects that have received Approval to Energize from ERCOT Operations. NOTE: not all MWs in this category have been observed to be operational (see next slide)
- **Planning Studies Approved** – Projects that have received ERCOT approval of required interconnection studies. Any MWs that were not approved are reclassified as No Studies Submitted.
- **Under ERCOT Review** – Projects that have studies under review by ERCOT
- **No Studies Submitted** – Projects that are tracked by ERCOT but that have not yet provided sufficient information for ERCOT to begin review. Additionally, MWs that were not approved by ERCOT after review of planning studies are included in this category until a path to interconnect these MWs is identified, or the customer cancels the interconnection request.

ERCOT Approvals – Past 12 Months

Approved Large Load - Growth in the Past Year

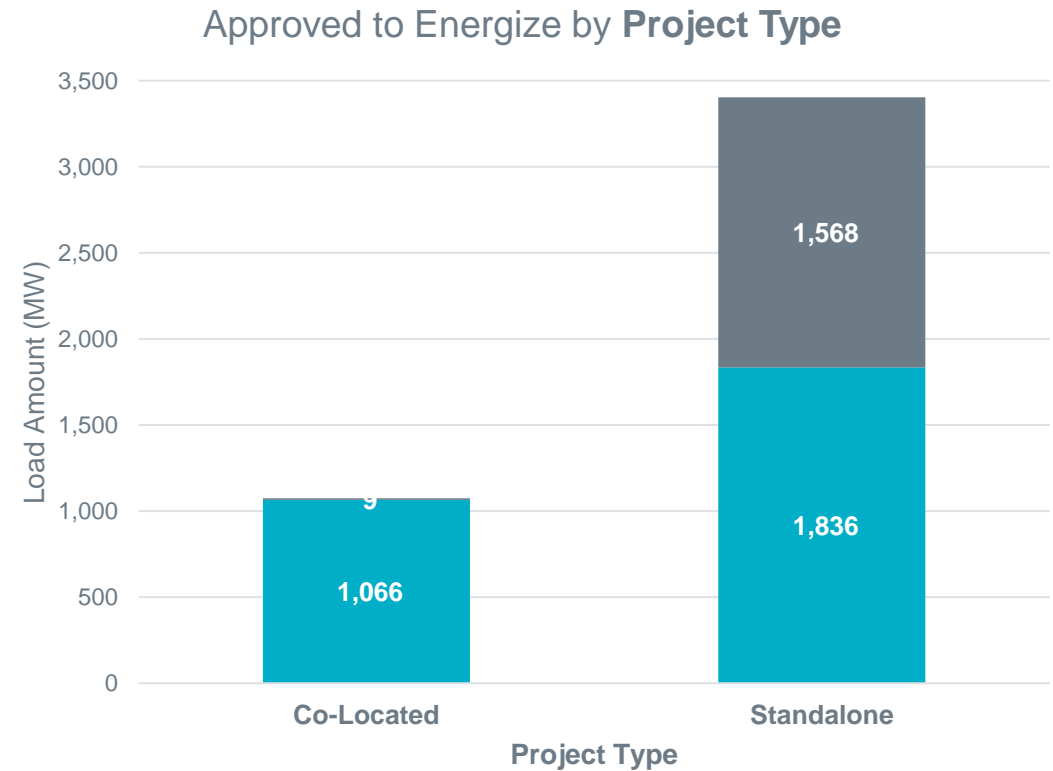
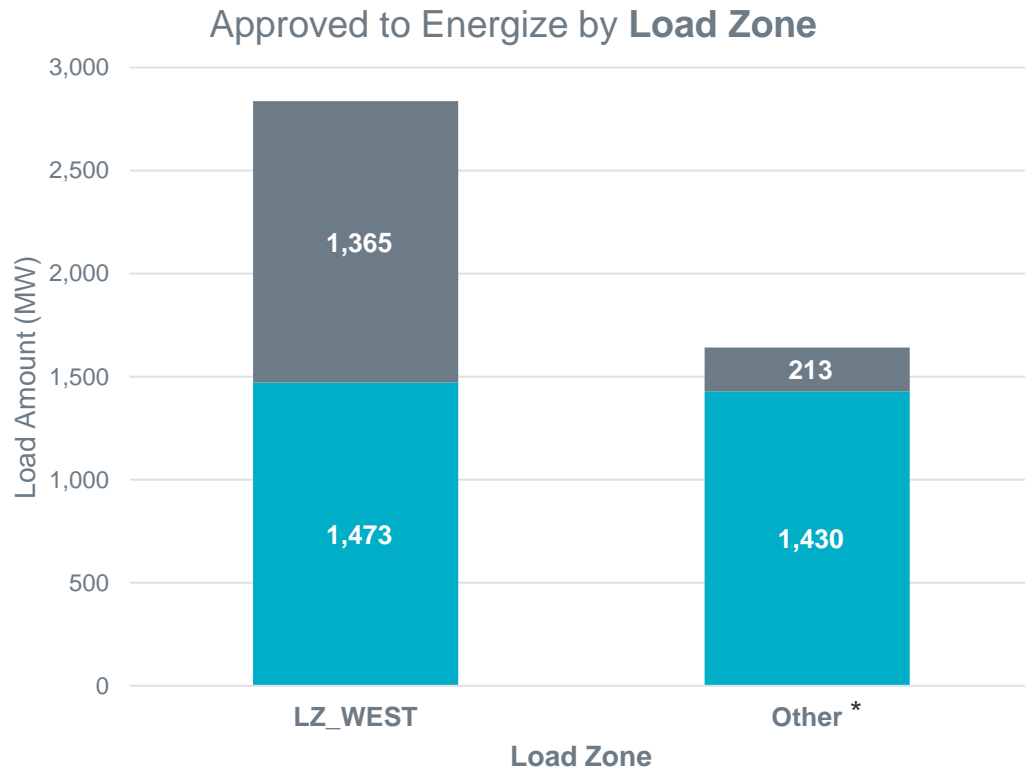


ERCOT Approvals Since May 2023 (Observations)

- Total load with planning studies approved continued increasing in May 2024 after temporarily decreasing earlier in the year. In the past year load with planning studies approved has increased **twice** as much as load approved to energize.

Loads Approved to Energize – By Zone & Project Type

- Of the 4,479 MW that have received Approval to Energize, 2,837 MW resides in LZ_WEST and 1,642 MW resides in the other load zones.
- Of that total, 3,404 MW consists of standalone projects and 1,075 MW consist of co-located projects.



■ Observed Non-Simultaneous Peak ■ Remaining Approved to Energize Load

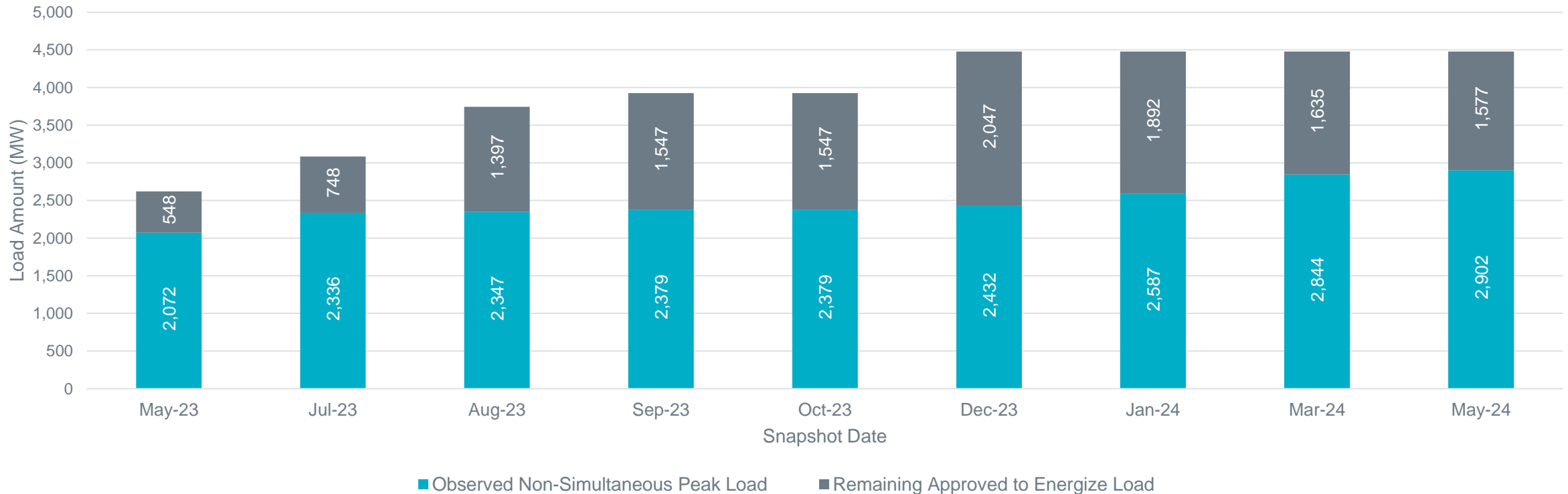
■ Observed Non-Simultaneous Peak ■ Remaining Approved to Energize Load



* Includes LZ_NORTH, LZ_SOUTH, and LZ_HOUSTON

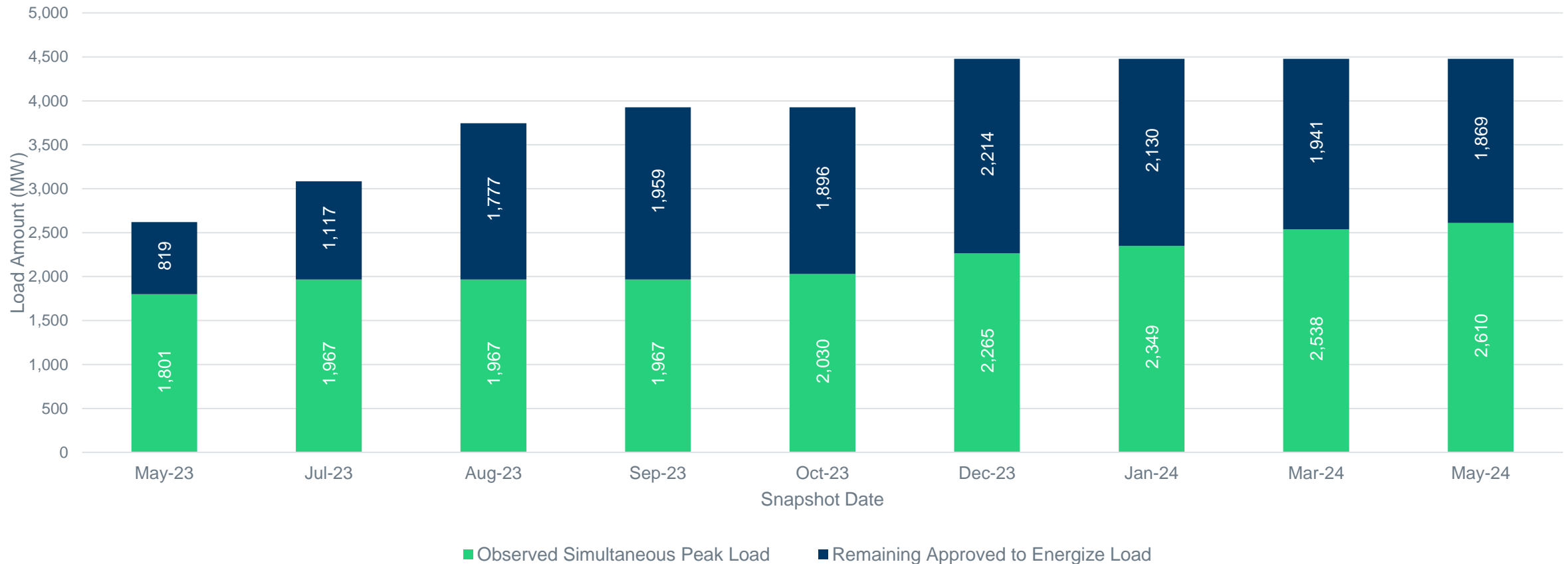
Loads Approved to Energize – Observations

- Of the 4,479 MW that have received Approval to Energize, ERCOT has observed a **non-simultaneous** peak consumption of 2,902 MW.
 - This is calculated as the sum of the maximum value for each individual load regardless of when that maximum occurred
 - This value represents how much approved load ERCOT believes is now operational

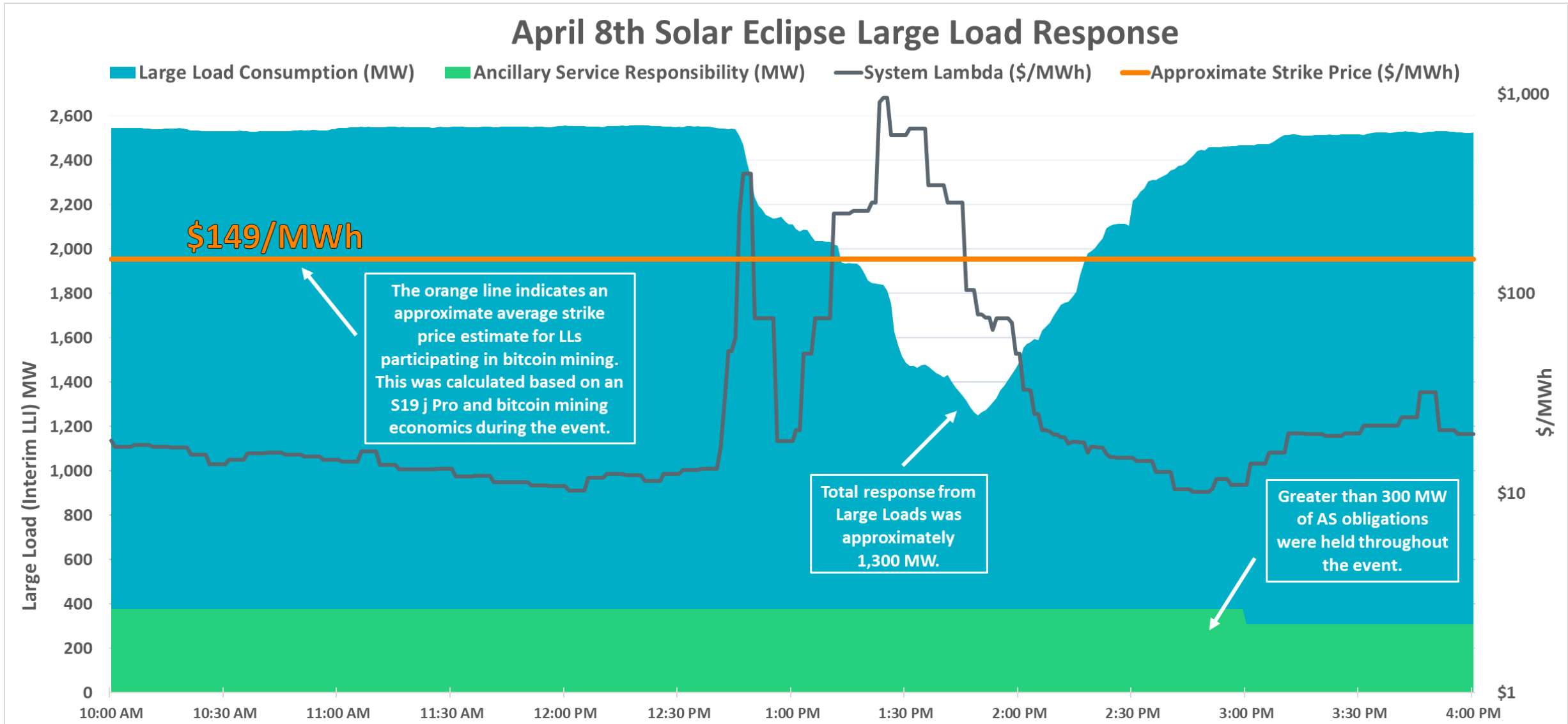


Loads Approved to Energize – Observations

- ERCOT has observed a **simultaneous** peak consumption of 2,610 MW.
 - This is the maximum value of the sum of all the individual loads
 - This value is the maximum amount of large load that ERCOT has had to serve at a single point in time



April 8th Solar Eclipse Large Load Response



Questions?

email: evan.neel@ercot.com