

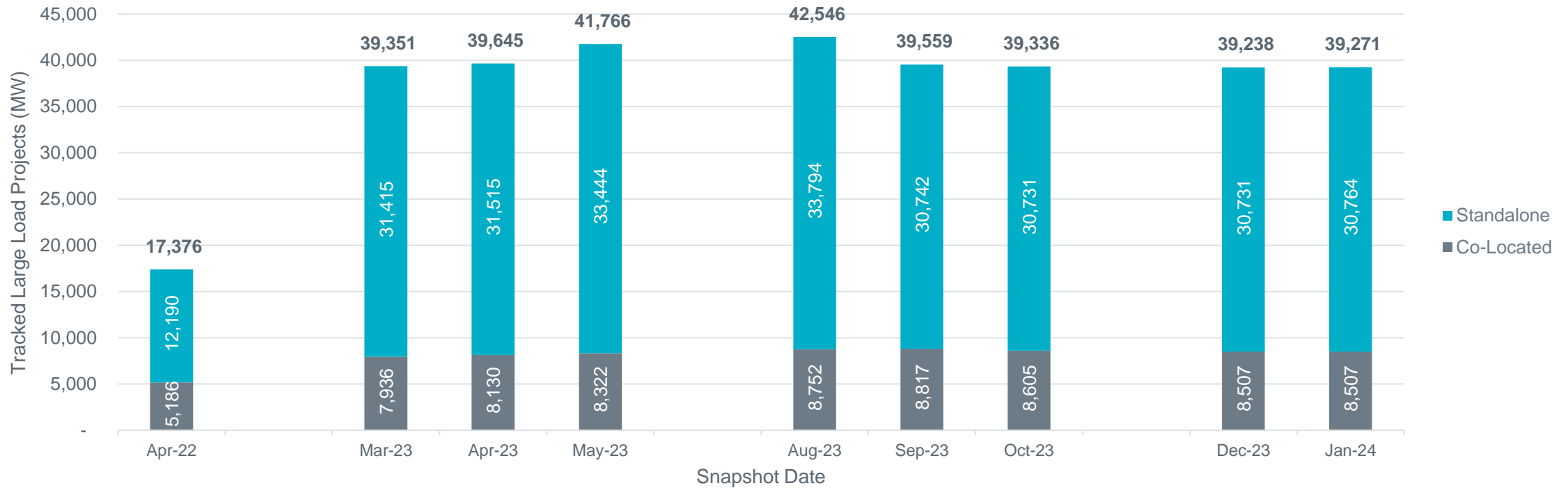


# Large Load Interconnection Status

Evan Neel  
Large Load Integration

January 25, 2024

# Large Load Queue – Past 11 Months

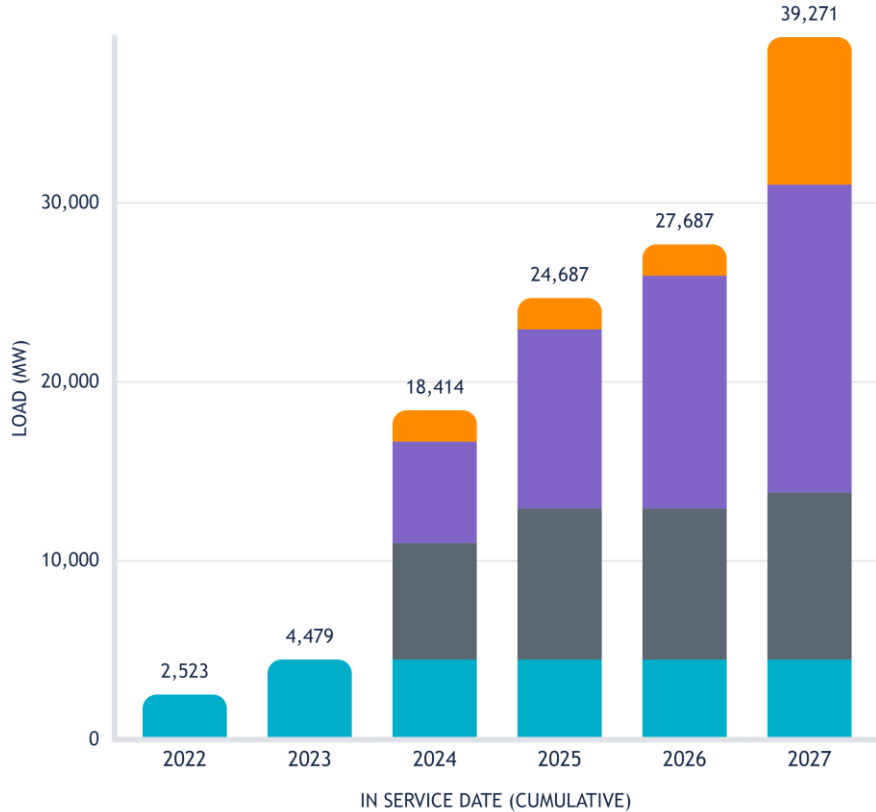


## Changes since December LFLTF Meeting

- In the past month there have been several new projects added, as well as several project cancelations, netting out to a very small increase in the total queue.

# Current Large Load Interconnection Queue

Actual and Projected LFL Growth 2022-2027



Project Status	2022	2023	2024	2025	2026	2027
No Studies Submitted	-	-	1,750	1,750	1,750	8,244.5
Under ERCOT Review	-	-	5,674	10,021	13,021	17,221
Planning Studies Approved	-	-	6,511	8,437	8,437	9,326.5
Approved to Energize	2,523	4,479	4,479	4,479	4,479	4,479
<b>Total (MW)</b>	<b>2,523</b>	<b>4,479</b>	<b>18,414</b>	<b>24,687</b>	<b>27,687</b>	<b>39,271</b>

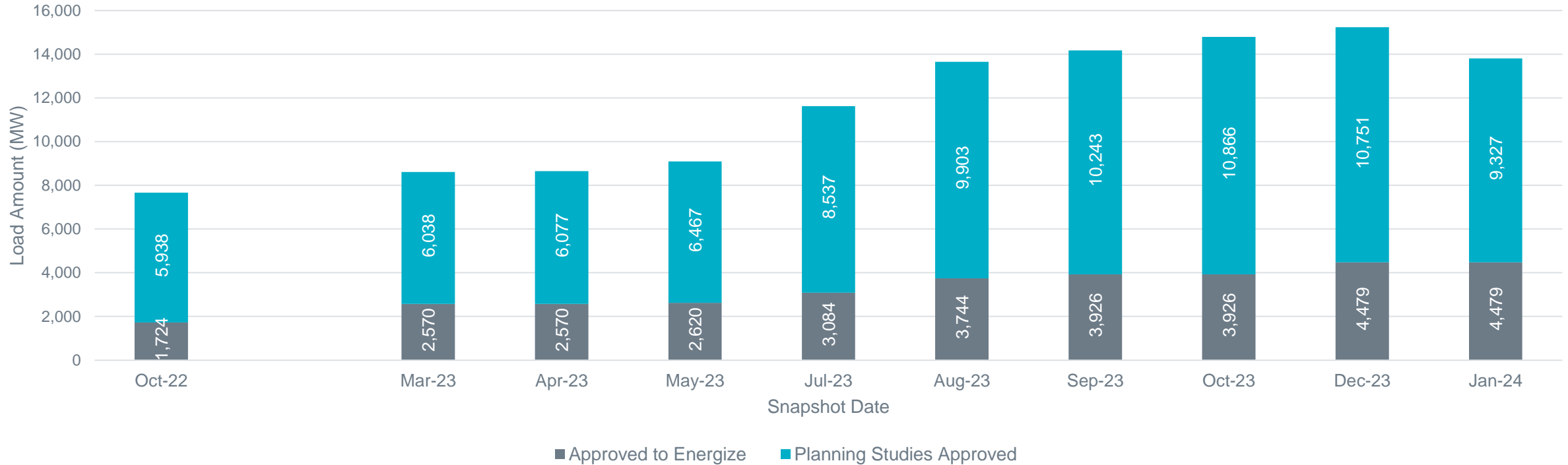
**NOTE:** In January 2024 ERCOT identified several projects that had been previously misclassified in this chart. This error was corrected, resulting in a higher 2023 total of approved load than was previously reported. The overall size of the queue was not impacted by this error. The charts on slides 4, 5, and 6 were also corrected.

- **Approved to Energize** – Projects that have received Approval to Energize from ERCOT Operations. NOTE: not all MWs in this category have been observed to be operational (see next slide)
- **Planning Studies Approved** – Projects that have received ERCOT approval of required interconnection studies. Any MWs that were not approved are reclassified as No Studies Submitted.
- **Under ERCOT Review** – Projects that have studies under review by ERCOT
- **No Studies Submitted** – Projects that are tracked by ERCOT but that have not yet provided sufficient information for ERCOT to begin review. Additionally, MWs that were not approved by ERCOT after review of planning studies are included in this category until a path to interconnect these MWs is identified or the customer cancels the interconnection request.



# ERCOT Approvals – Past 11 Months

Approved Large Load - Growth in the Past Year

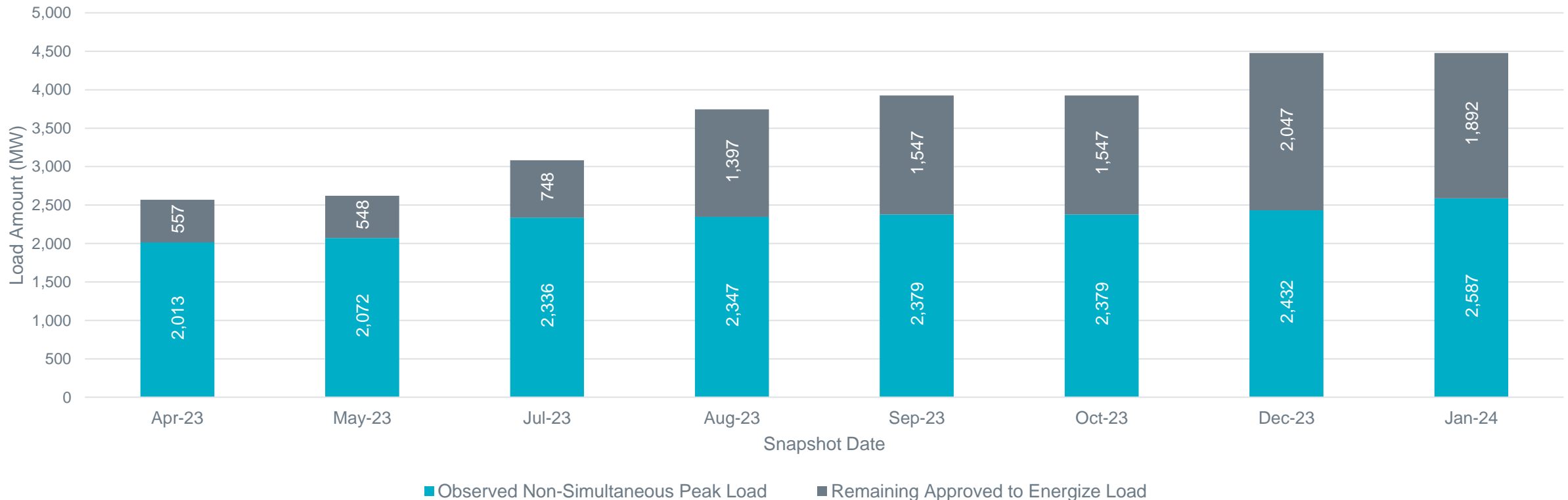


## ERCOT Approvals Since March 2023 (Observations)

- Total load with planning studies approved decreased in January 2024 after ERCOT received information from TSPs that several projects had been indefinitely delayed or cancelled.

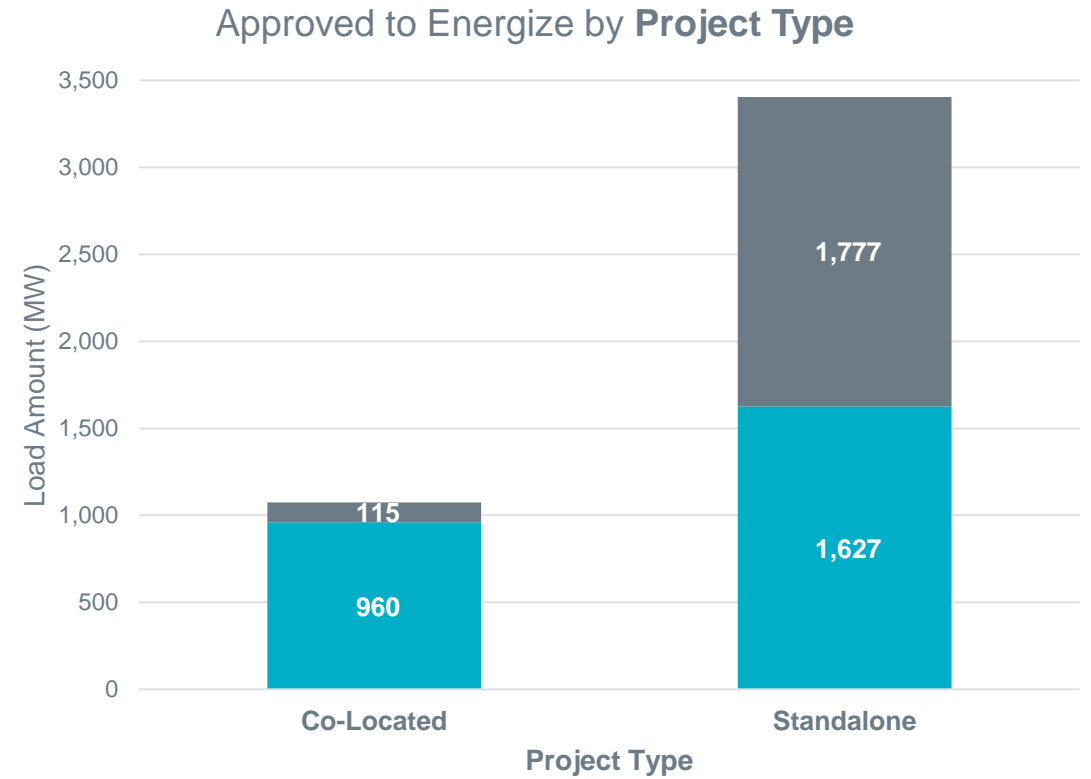
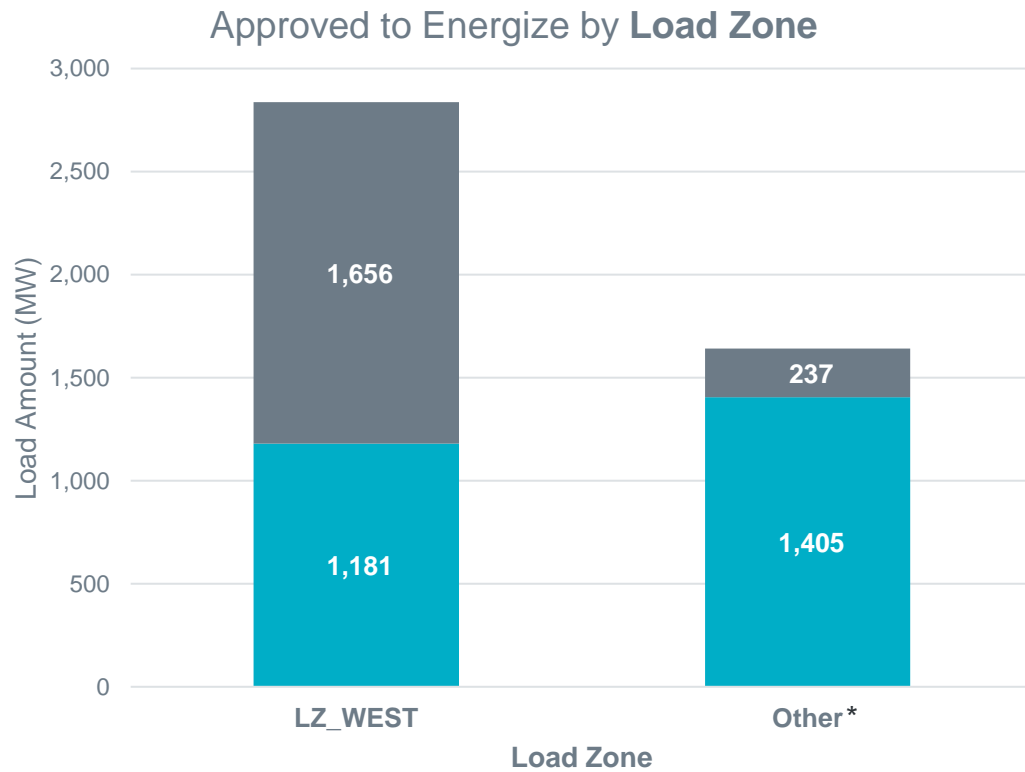
# Loads Approved to Energize – Observations

- Of the 4,479 MW that have received Approval to Energize, ERCOT has observed a **non-simultaneous** peak consumption of 2,587 MW.
  - This is calculated as the sum of the maximum value for each individual load regardless of when that maximum occurred
  - This value represents how much approved load ERCOT believes is now operational



# Loads Approved to Energize – By Zone & Project Type

- Of the 4,479 MW that have received Approval to Energize, 2,837 MW resides in LZ\_WEST and 1,642 MW resides in the other load zones.
- Of that total, 3,404 MW consists of standalone projects and 1,075 MW consist of co-located projects.



■ Observed Non-Simultaneous Peak ■ Remaining Approved to Energize Load

■ Observed Non-Simultaneous Peak ■ Remaining Approved to Energize Load

\* Includes LZ\_NORTH, LZ\_SOUTH, and LZ\_HOUSTON



# Loads Approved to Energize – Observations

- ERCOT has observed a **simultaneous** peak consumption of 2,349 MW.
  - This is the maximum value of the sum of all the individual loads
  - This value is the maximum amount of large load that ERCOT has had to serve at a single point in time

