

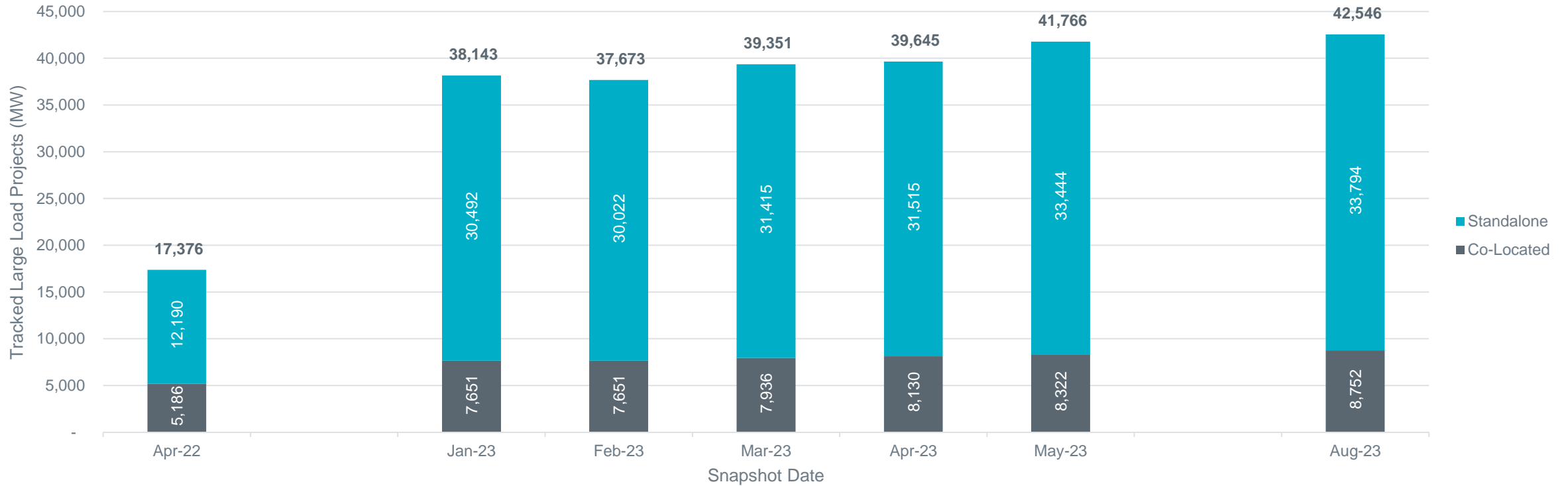


Large Load Interconnection Status

Agee Springer
Large Load Interconnection Manager

August 4, 2023

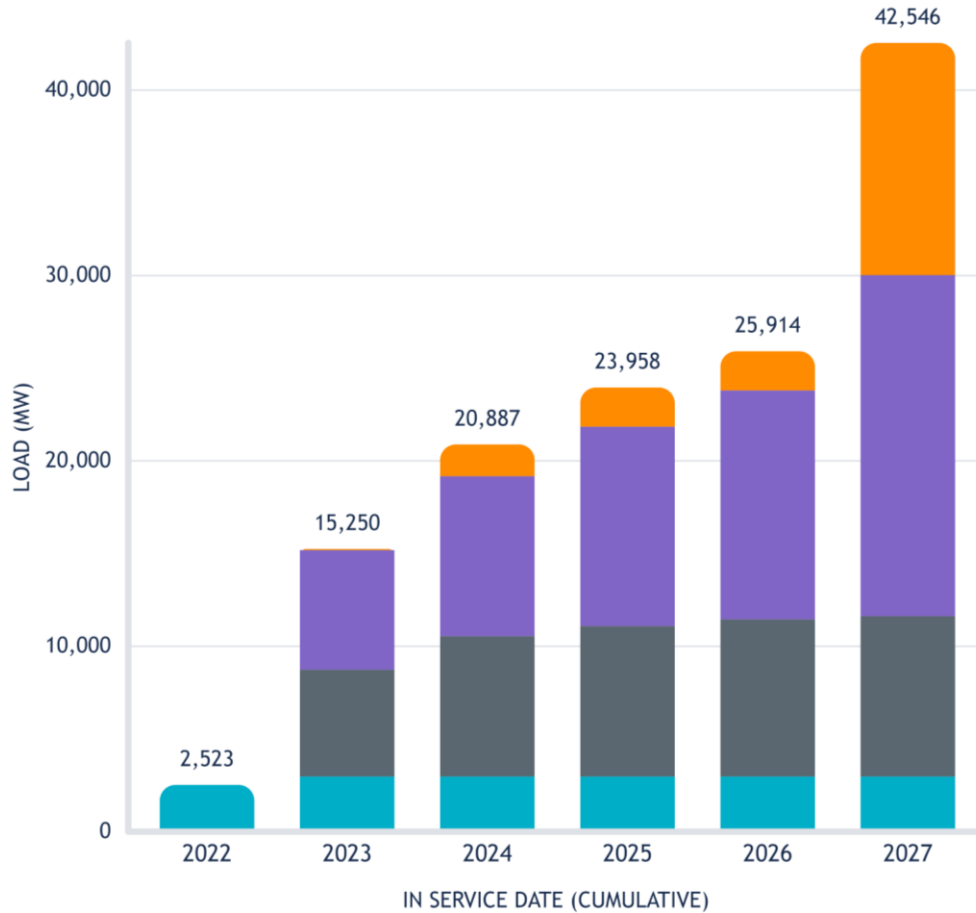
Large Load Queue – Past 6 Months



Changes since May LFLTF Meeting

- Approx 1,200 MW of new interconnection requests received
- Other projects have moved forward in the interim process

Current Large Load Interconnection Queue



Project Status	2022	2023	2024	2025	2026	2027
No Studies Submitted	-	62	1,715	2,115	2,115	12,526
Under ERCOT Review	-	6,454	8,629	10,754	12,354	18,399
Planning Studies Approved	-	5,761	7,570	8,116	8,472	8,648
Approved to Energize	2,523	2,973	2,973	2,973	2,973	2,973
Total (MW)	2,523	15,250	20,887	23,958	25,914	42,546

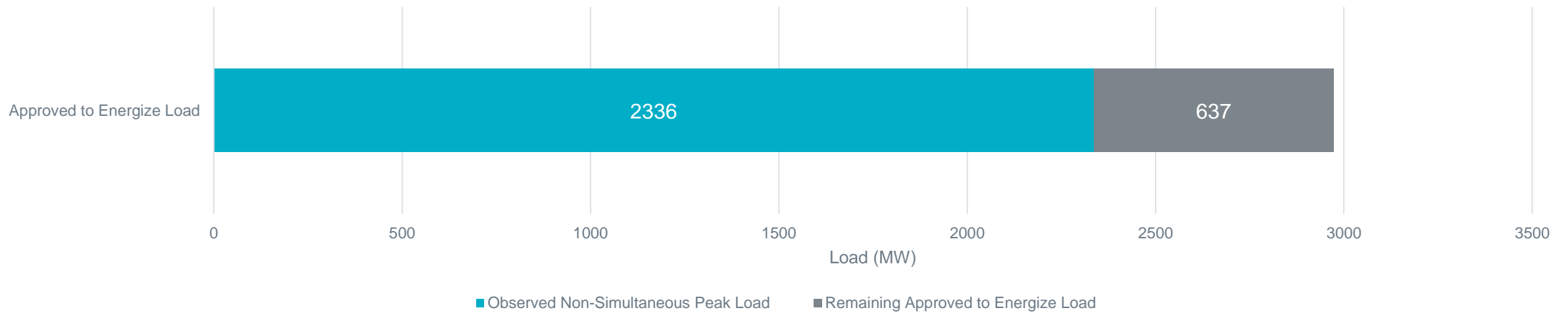
NOTE: In July 2023, ERCOT identified a database error that had caused some projects to be misclassified in this chart. This error was corrected, resulting in a higher 2022 total of approved load than was previously reported. The overall size of the queue was not impacted by this error.

- **Approved to Energize** – Projects that have received Approval to Energize from ERCOT Operations. NOTE: not all MWs in this category have been observed to be operational (see next slide)
- **Planning Studies Approved** – Projects that have received ERCOT approval of required interconnection studies. Any MWs that were not approved are reclassified as No Studies Submitted.
- **Under ERCOT Review** – Projects that have studies under review by ERCOT
- **No Studies Submitted** – Projects that are tracked by ERCOT but that have not yet provided sufficient information for ERCOT to begin review. Additionally, MWs that were not approved by ERCOT after review of planning studies are included in this category until a path to interconnect these MWs is identified or the customer cancels the interconnection request.



Loads Approved to Energize – Observations

- Of the 2,973 MW that have received Approval to Energize, ERCOT has observed a **non-simultaneous** peak consumption of 2,072 MW
 - This is calculated as the sum of the maximum value for each individual load regardless of when that maximum occurred
 - This value represents how much approved load is now operational



Loads Approved to Energize – Observations

- ERCOT has observed a **simultaneous** peak consumption of 1,967 MW
 - This is the maximum value of the sum of all the individual loads
 - This value is the maximum amount of large load that ERCOT has had to serve at a single point in time

