



## **Item 6: Human Resources Operations Report**

*Mara Spak*

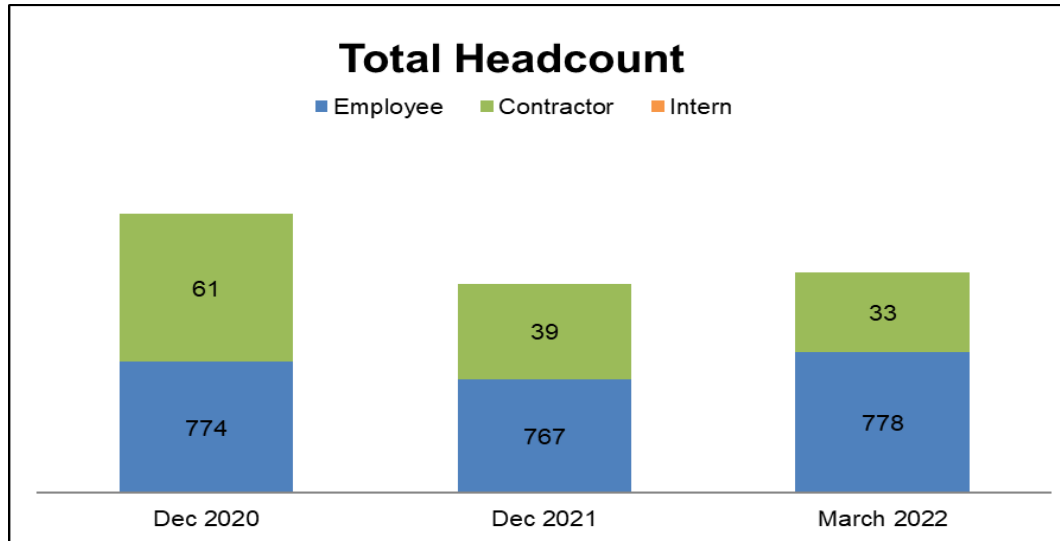
Vice President, Human Resources

Human Resources and Governance Committee Meeting

ERCOT Public

April 27, 2022

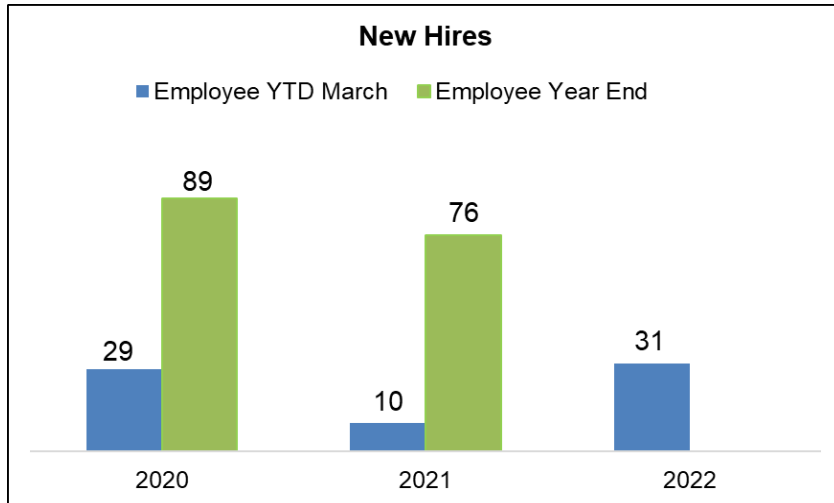
# HR Operations – Headcount Workforce Summary



<b>YTD March 2022 Headcount Summary</b>			
Business Area	Employee	Intern	Contractor
CAO	149		7
CEO	13		
CIO	270		20
Com Ops	90		1
Comm/Gov Rel	34		
Legal	21		
System Ops	122		1
System Planning	79		4
	<b>778</b>	<b>0</b>	<b>33</b>



# HR Operations – New Hire Workforce Summary

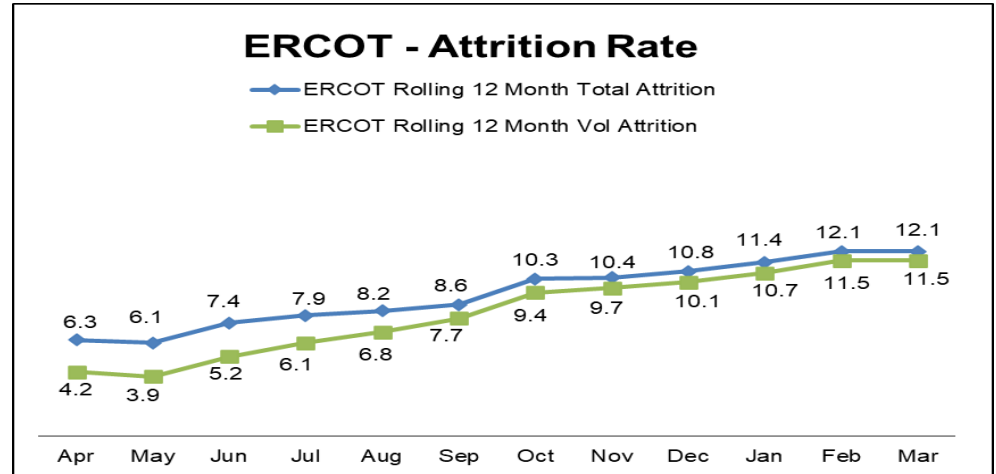
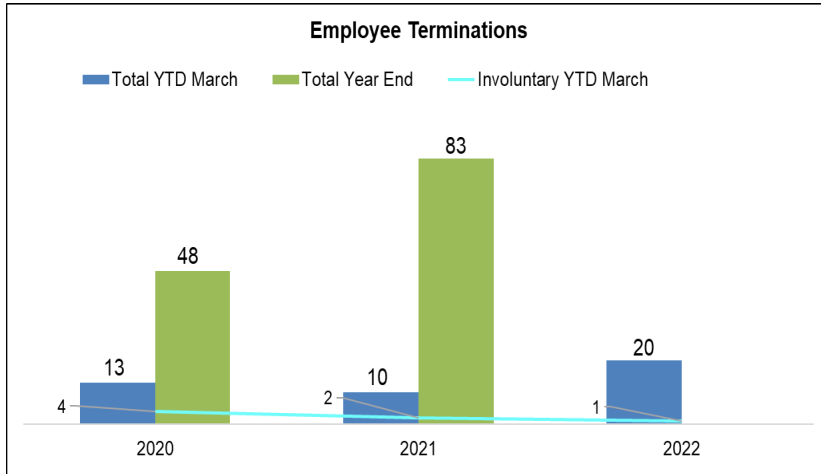


YTD March 2022 Summary		
Business Area	Employee New Hires	Intern New Hires
CAO	4	
CEO		
CIO	9	
Com Ops	2	
Comm/Gov Rel	2	
Legal	2	
System Ops	4	
System Planning	8	
	<b>31</b>	<b>0</b>

March		
Employer	City	State
Texas A&M University	Austin	TX
Alberta Electric System Operator	Calgary	Alberta CA
Luminant, Vistra Corp	Dallas	TX
Kalahari Resort	Round Rock	TX
Contractor Conversion	College Station	TX
Contractor Conversion	Elgin	TX
Siemens Industry, Inc.	Plymouth	MN
Eversource	Rocky Hill	CT
Puget Sound Energy	Sammamish	WA
Paragon Systems	Dallas	TX
ITC Service Group	Taylor	TX
Lower Colorado River Authority	Austin	TX



# HR Operations – Termination Workforce Summary



**YTD March 2022 Terms by Tenure**

Business Area	0 - 3+	4+	10+	Totals
CAO	3	1		4
CEO		1		1
CIO	1	1	1	3
Com Ops	1		2	3
Comm/Gov Rel			1	1
Legal	1		1	2
System Ops	1			1
System Planning	1	2	2	5
<b>Totals</b>	<b>8</b>	<b>5</b>	<b>7</b>	<b>20</b>

**YTD March 2022 Terms by Reason**

Business Area	Opportunity	Family	Location	Involuntary	Retirement	Personal	Totals
CAO	2	1				1	4
CEO	1						1
CIO	2	1					3
Com Ops	2					1	3
Comm/Gov Rel	1						1
Legal	2						2
System Ops				1			1
System Planning	4		1				5
<b>Totals</b>	<b>14</b>	<b>2</b>	<b>1</b>	<b>1</b>	<b>0</b>	<b>2</b>	<b>20</b>

