



Item 3: Human Resources (HR) Operations Report

Shirley White

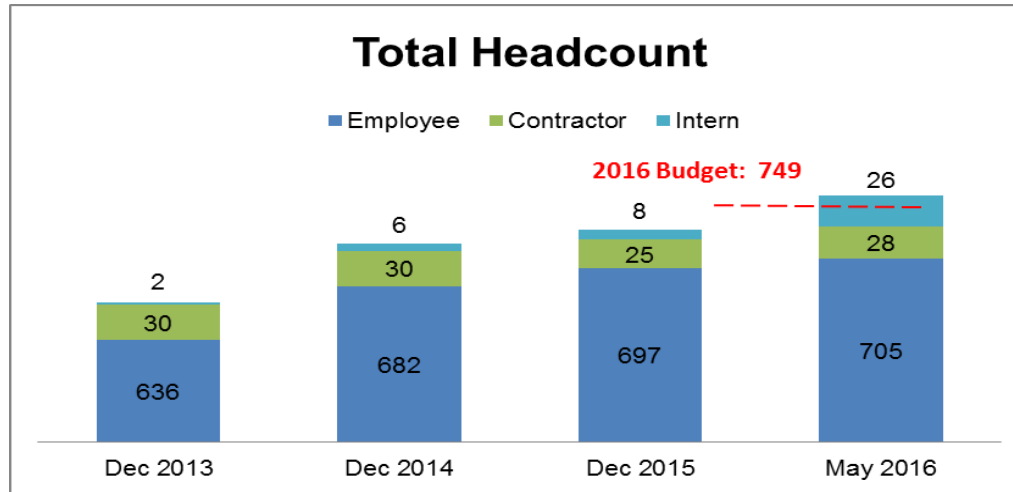
Lead HR Business Partner

Human Resources and Governance Committee
Meeting

ERCOT Public

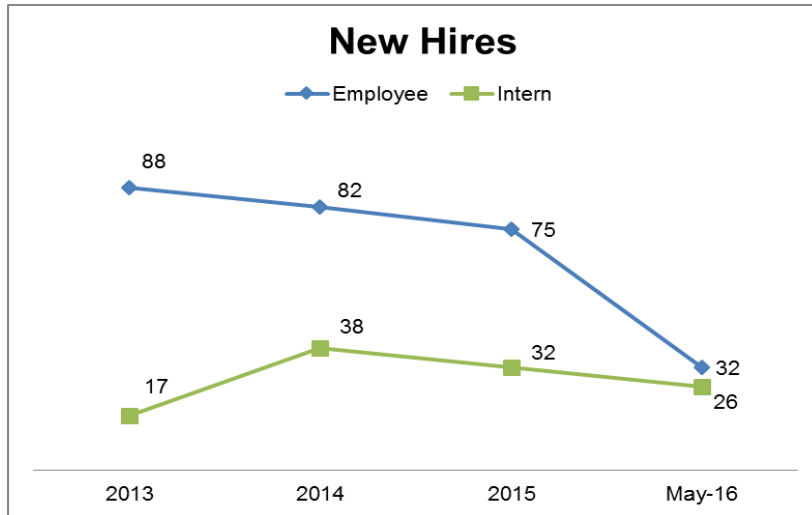
June 13, 2016

HR Operations – Headcount Workforce Summary



YTD May 2016 Summary			
Business Area	Employee Headcount	Intern Headcount	Contractor Headcount
COO	341	15	4
CIO	258	6	20
LEGAL	17	1	
COMM/GOV REL	38		2
CFO	29	4	1
HR	14		1
CEO	8		
	705	26	28

HR Operations – New Hire Workforce Summary

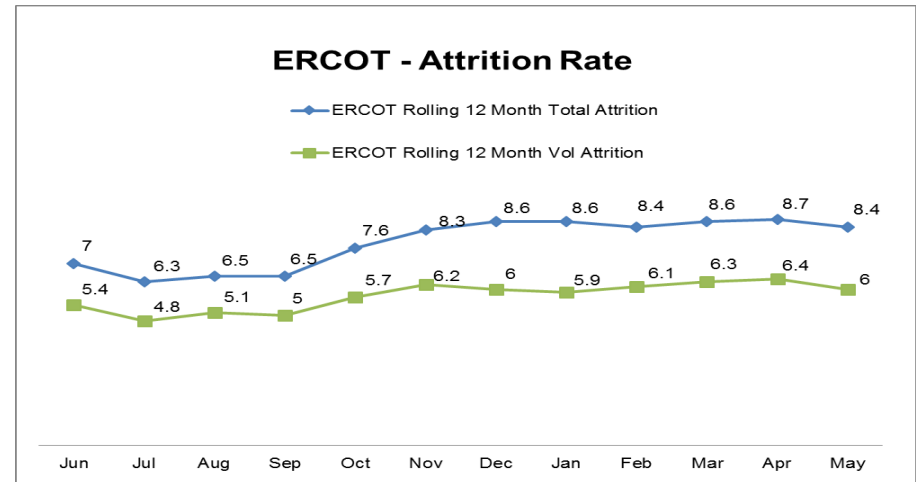
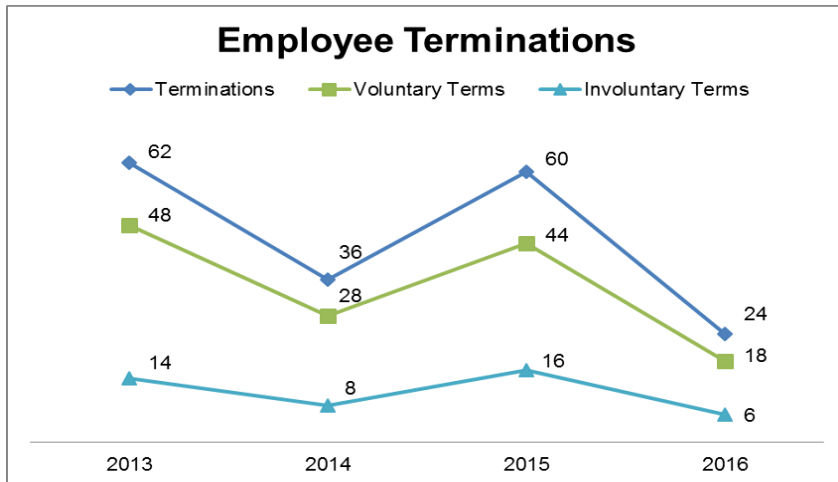


YTD May 2016 Summary		
Business Area	Employee New Hires	Intern New Hires
COO	17	15
CIO	10	6
LEGAL	1	1
COMM/GOV REL		
CFO	2	4
HR	1	
CEO	1	
	32	26

2016 Employee New Hires		
May		
Employer	City	State
Apple, Inc.	Austin	TX
Texas Dept. of Aging & Disability Services	Taylor	TX
DTE Energy Generation Optimization	Saline	MI
Caesars Entertainment, Inc.	Irving	TX
Moxie Systems Inc.	Milpitas	CA
Corrections Corporation of America	Round Rock	TX
Burns & McDonnell	Houston	TX
Rowan Companies	Houston	TX
Signature Protective Services	Buda	TX
Texas Dept. of Transportation	Pflugerville	TX
Intern Conversion - Texas State	Austin	TX
April		
Employer	City	State
The Diamond Group	Bastrop	TX
LCRA	Round Rock	TX
Center Point Energy	Tomball	TX
Brazos Electric Power Cooperative	Waco	TX
Austin Police Department	Round Rock	TX



HR Operations – Termination Workforce Summary



YTD May 2016 Terms by Tenure

Business Area	0 - 3+	4+	10+	Totals
COO	6	4	3	13
CIO	4		1	5
LEGAL				0
COMM/GOV REL	1			1
CFO	2			2
HR	1			1
CEO		2		2
Totals	14	6	4	24

YTD May 2016 Terms by Reason

Business Area	Opportunity	Family	Location	Involuntary	Retirement	Personal	Compensation	Totals
COO	3	4		3	1	2		13
CIO	1			2	1	1		5
LEGAL								0
COMM/GOV REL				1				1
CFO	2							2
HR	1							1
CEO	1				1			2
Totals	8	4	0	6	3	3	0	24

