



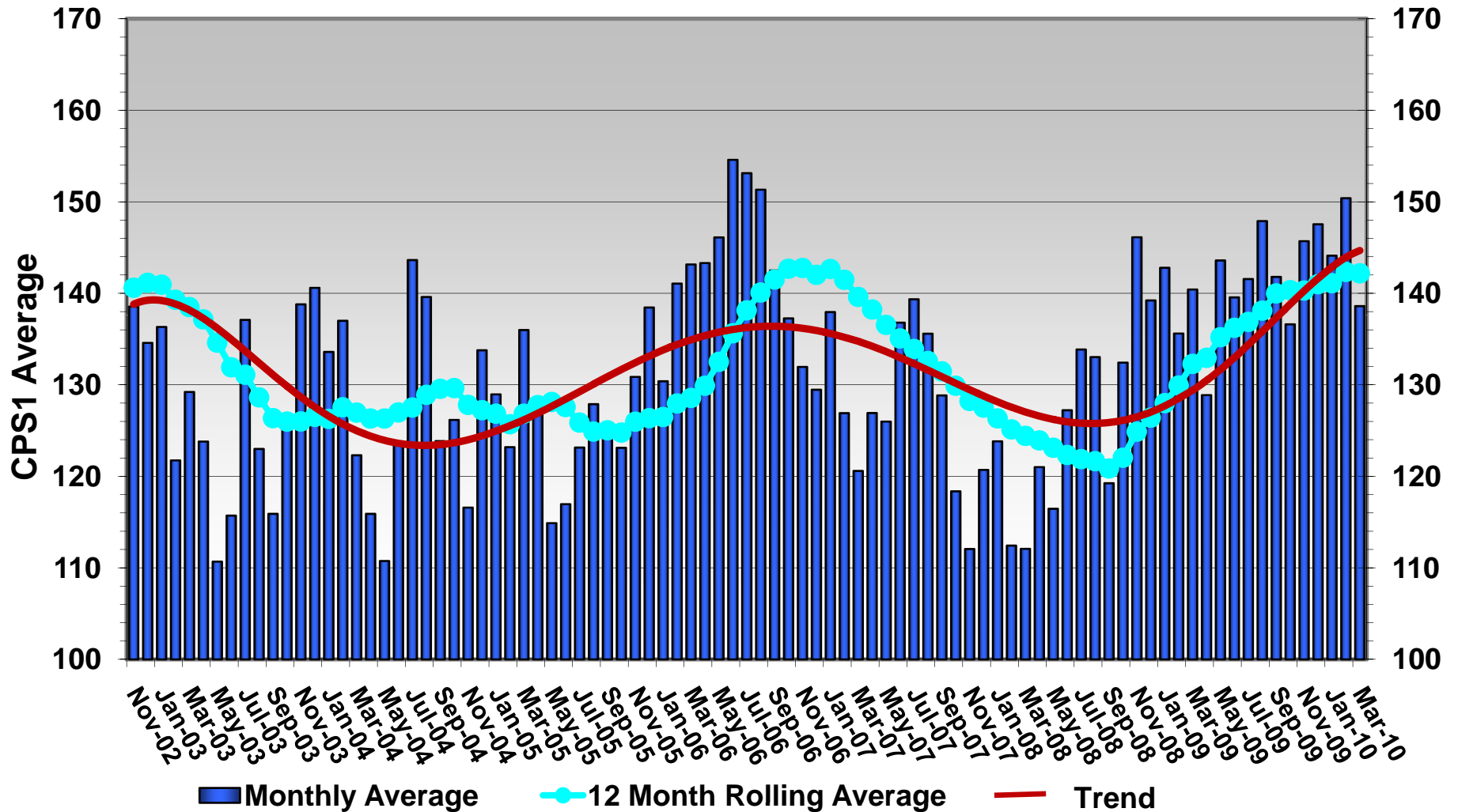
Texas Regional Entity Compliance Report

Board of Directors
April 19, 2010

Overview

- **March 2010 ERCOT CPS1 Monthly Performance**
- **March 2010 ERCOT SCPS2 Monthly Performance**
- **February 2010 Resource Plan Performance Metrics for Non-Wind and Wind Only QSEs**
- **2010 Audits**
 - **NERC**
 - **Protocol**

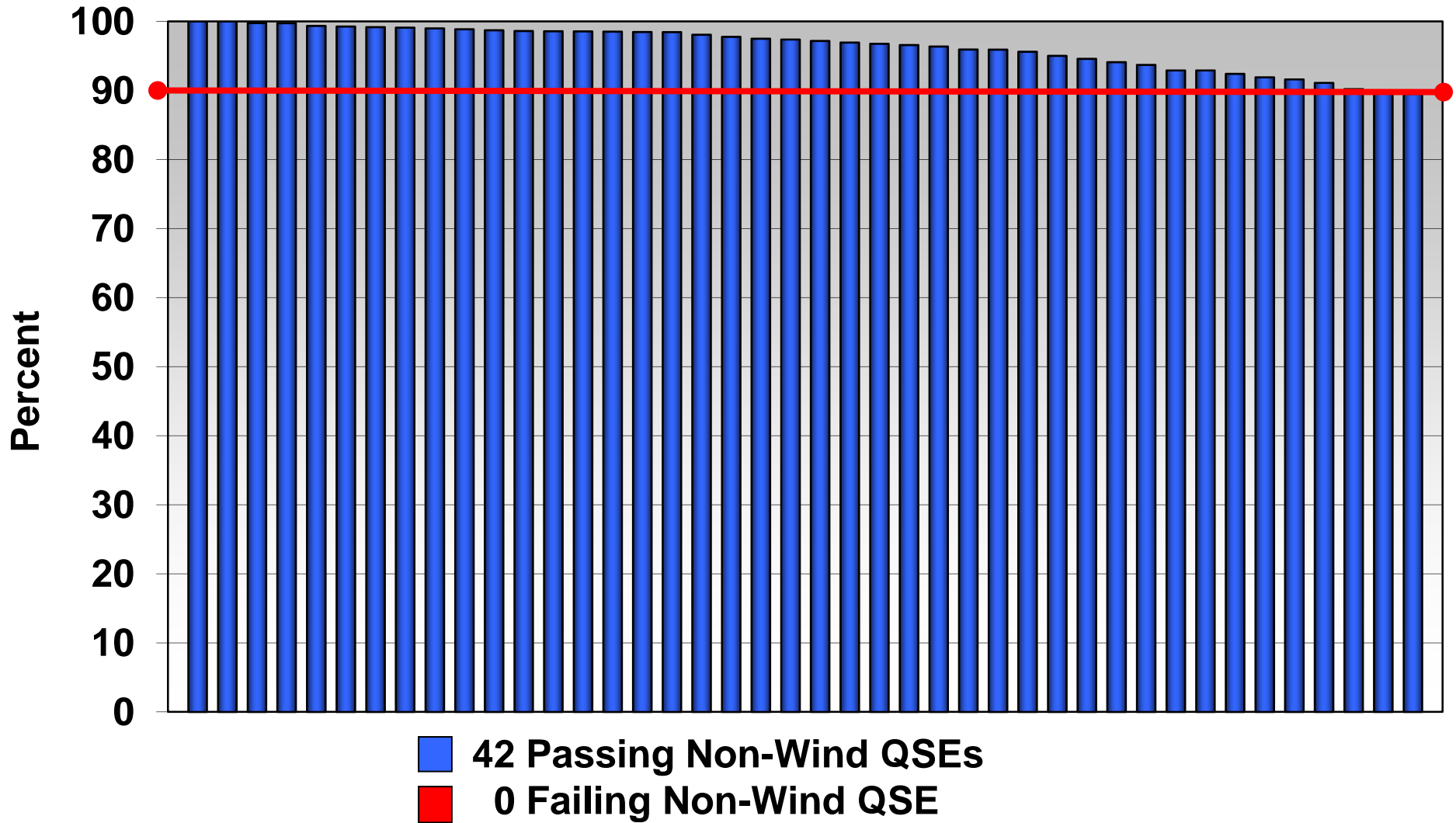
March 2010 ERCOT's CPS1 Monthly Performance



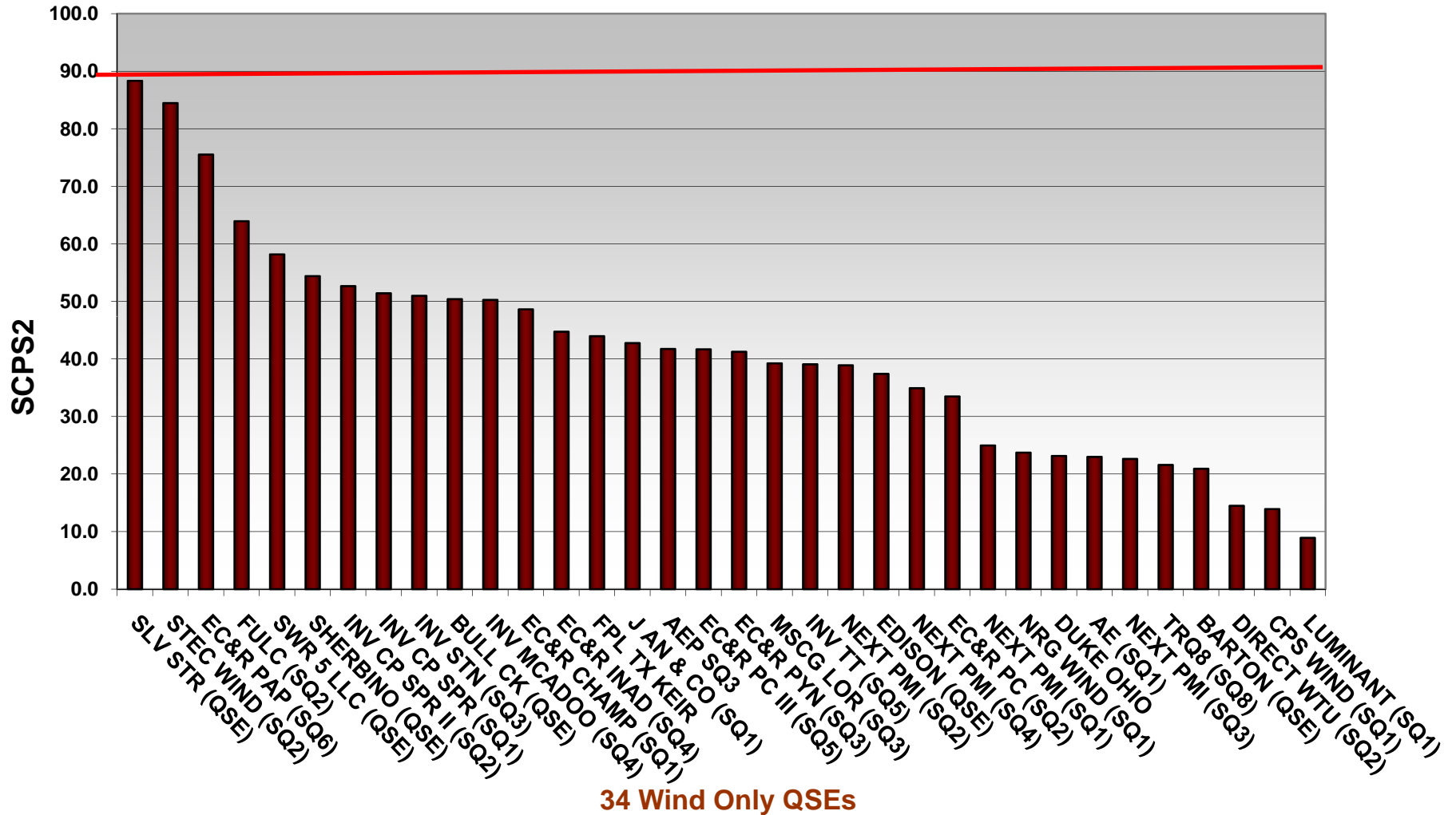
Analysis of CPS1 Monthly Performance

- **Purpose: To maintain Interconnection steady-state frequency within defined limits by balancing real power demand and supply in real-time**
- **CPS1 is one reliability measure of how well the ERCOT region managed the BPS**
- **ERCOT region's frequency performance is determined by NERC Control Performance Standard 1 (CPS1)**
- **Seasonal fluctuation is expected**
- **Scores for individual months can be adversely affected by events (such as hurricanes)**
- **A detailed formula can be found in NERC Reliability Standard BAL-001-0a**

March 2010 SCPS2 Scores: Non-Wind Only QSEs



March 2010 SCPS2 Scores: Wind Only QSEs



February 2010 Resource Plan Performance Metrics for Non-Wind Only QSEs

	DK	DE	AP	BY	BC	AY	AM	AR	KB	BR	DF	BP	CI	AD	BJ	KE	KF	CF	ET	DA	FX	BO	IP	BG
Resource Status Score	100	100	100	100	100	98	99	100	100	100	100	100	100	100	96	100	100	100	92	100	-	-	100	100
LSL HSL Pct Score	100	100	99	99	94	100	100	97	99	96	99	100	97	78	100	100	100	100	100	100	-	-	98	99
DA Zonal Schedule	100	100	100	100	100	92	100	100	100	99	96	100	95	100	100	100	100	96	-	99	100	100	100	99
AP Adj. Score	96	100	99	99	100	98	96	99	97	98	95	96	99	100	99	96	93	99	-	97	100	100	99	92
Down Bid & Obligation	100	93	99	98	99	100	91	90	93	96	91	98	100	100	99	100	97	99	-	91	99	-	100	100
Up AS Scheduled Oblig.	-	100	100	91	100	95	100	100	100	98	96	100	-	-	-	100	100	100	91	96	-	-	-	99

	CQ	JZ	KH	JV	JU	KM	CX	KG	FK	HW	JD	KC	KA	JZ	IN	IZ	BX	CC	CD	AC	ID	KN	KP
Resource Status Score	100	99	100	100	100	99	100	100	100	100	100	100	100	100	100	100	98	100	99	100	100	100	100
LSL HSL Pct Score	94	-	100	100	100	-	100	100	98	100	100	100	98	94	100	100	100	100	97	100	92	-	99
DA Zonal Schedule	100	100	100	-	-	100	100	100	100	99	100	100	100	96	100	100	100	90	100	100	100	100	100
AP Adj. Score	94	95	100	-	-	96	99	96	97	96	100	100	100	96	95	100	94	98	100	99	100	99	98
Down Bid & Obligation	96	-	-	-	-	-	94	100	99	98	98	100	100	97	95	100	99	94	98	98	100	99	98
Up AS Scheduled Oblig.	100	-	-	-	-	-	100	0	95	98	99	98	98	94	97	92	99	97	98	-	-	100	-

 4 Consecutive Failing Score

 3 Consecutive Failing Score

 2 Consecutive Failing Score

 1 Failing Score

Analysis of February 2010 Non-Wind QSE Resource Plan Performance Metrics

AD – First time failing the “Low Sustainable Limit (LSL) as a Percent of High Sustainable Limit (HSL)” measure

- **Reason:** Review of the QSE Resource Plan indicated that QSE set LSL equal to HSL for two resources that were operational and unrestricted
- **Solution:** The QSE was informed by Texas RE that per ERCOT Protocol sub-section 4.10.4, it needs to seek ERCOT’s approval for exclusions of these types of intervals in the final score. The QSE’s score will be adjusted retroactively if they receive exclusions from ERCOT

February 2010 Resource Plan Performance Metrics for Wind Only QSEs

	JG	BT	JF	JS	HJ	BH	DI	JY	JM	KI	KJ	JW	JL	GR	GS	HS
DA Zonal Schedule Score	100	100	100	100	95	100	100	100	100	100	100	100	100	100	97	100
AP Zonal Schedule Score	99	90	92	99	98	99	100	99	100	97	97	100	100	99	97	92
Down Bid Score	100	97	90	100	100	100	100	100	100	100	99	100	100	100	97	100

	BF	BE	JH	JI	JN	JJ	JT	JC	IV	KL	JQ	JP	JK	JX	JE	KO
DA Zonal Schedule Score	100	100	100	100	100	100	100	100	100	100	98	100	100	100	100	100
AP Zonal Schedule Score	99	100	99	96	98	100	100	100	95	99	93	100	100	97	100	99
Down Bid Score	100	97	100	100	100	100	100	100	92	100	100	100	100	100	100	100

 4 Consecutive Failing Scores

 3 Consecutive Failing Scores

 2 Consecutive Failing Scores

 1 Failing Score

2010 Audits- NERC

- Current period (February and March)
 - Ten (10) NERC Audits were completed, six (6) in February and four (4) in March
 - Five (5) NERC Audits are scheduled in April
- Year to Date (January – March)
 - Thirteen (13) NERC audits have been completed year to date

2010 Audits- Protocol

- Current period
 - Three (3) audits included Protocol Audits, two (2) in February and one (1) in March
 - One (1) audit is scheduled in April

- The ERCOT ISO Protocol Audit was completed in late February