Texas Regional Entity Compliance Update

June 2007

Control Performance Highlights

- NERC CPS1 Performance
  - May Performance
    - May performance comparison
      - May 2007: 125.99
      - May 2006: 146.11
    - 12 month rolling average comparison
      - June 2006→ May 2007: 136.55
      - June 2005→ May 2006: 132.50

- PRR 525 Performance
  - Scores for May indicate 32 QSEs passed / 3 non-wind-only QSEs failed the measure
  - Scores posted on the ERCOT Compliance Website
    - SCE Performance Scores

ERCOT CPS1 Performance Comparison

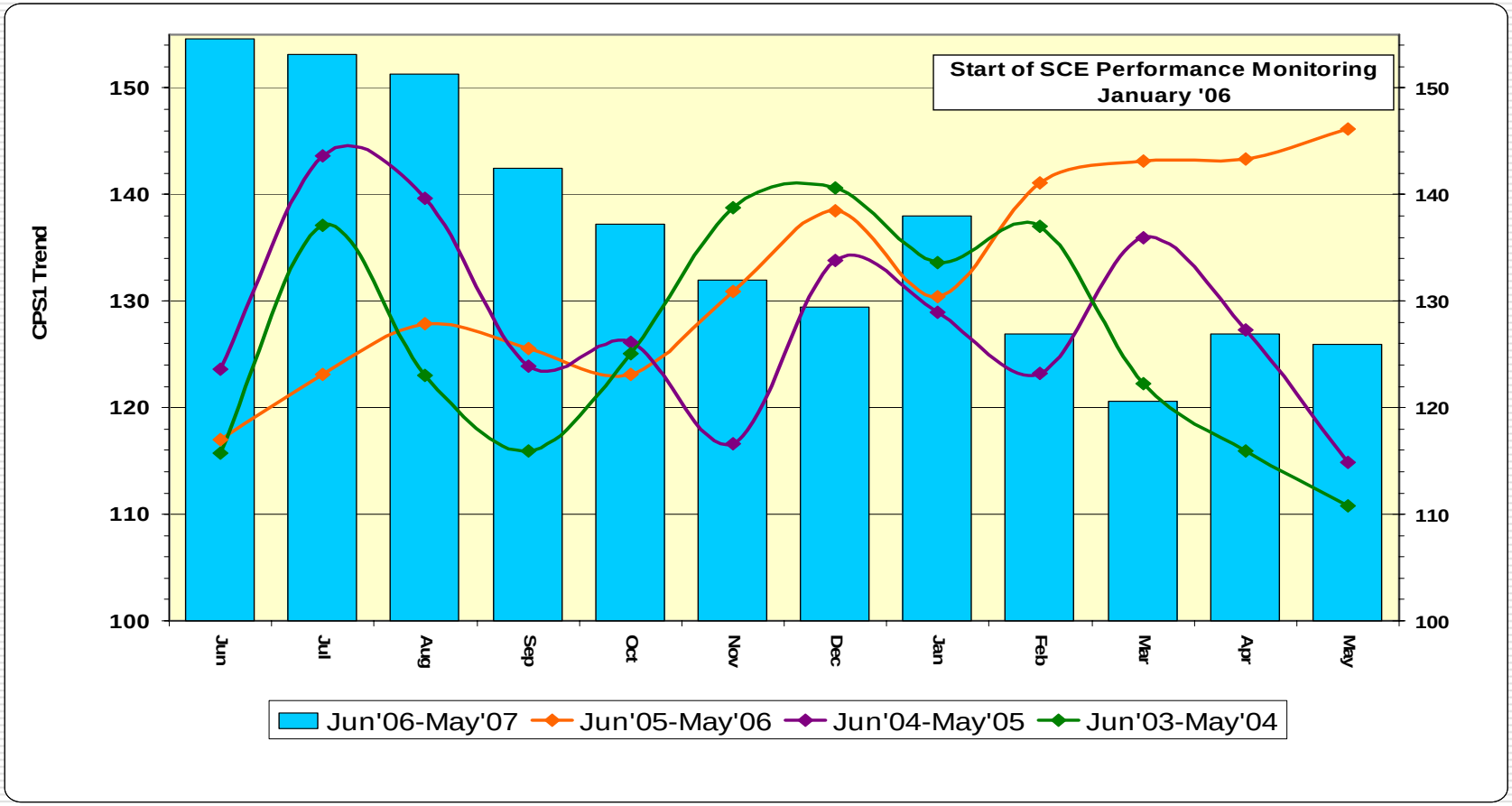

ERCOT's CPS1 Monthly Performance

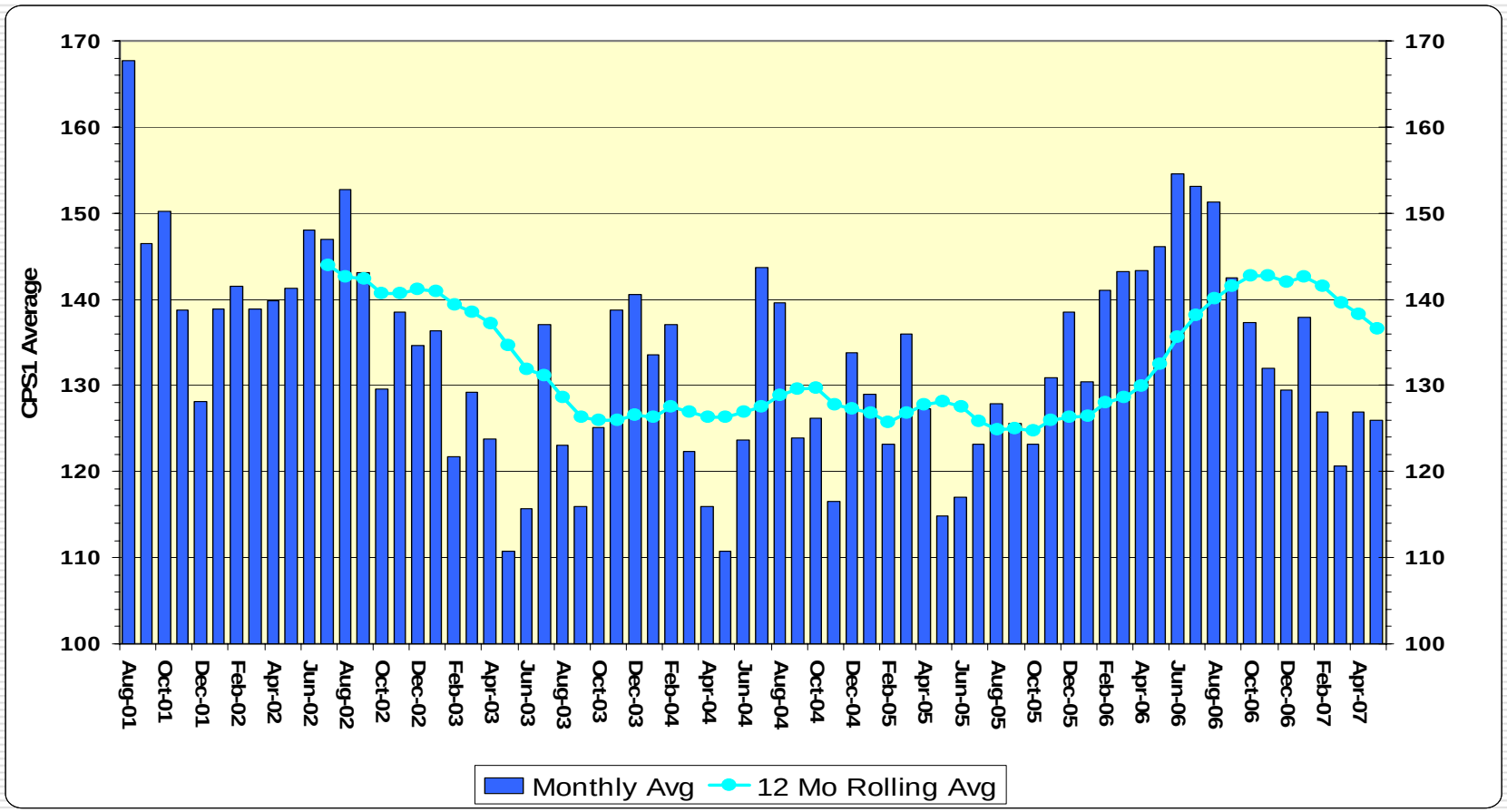

ERCOT CPS1 by Interval

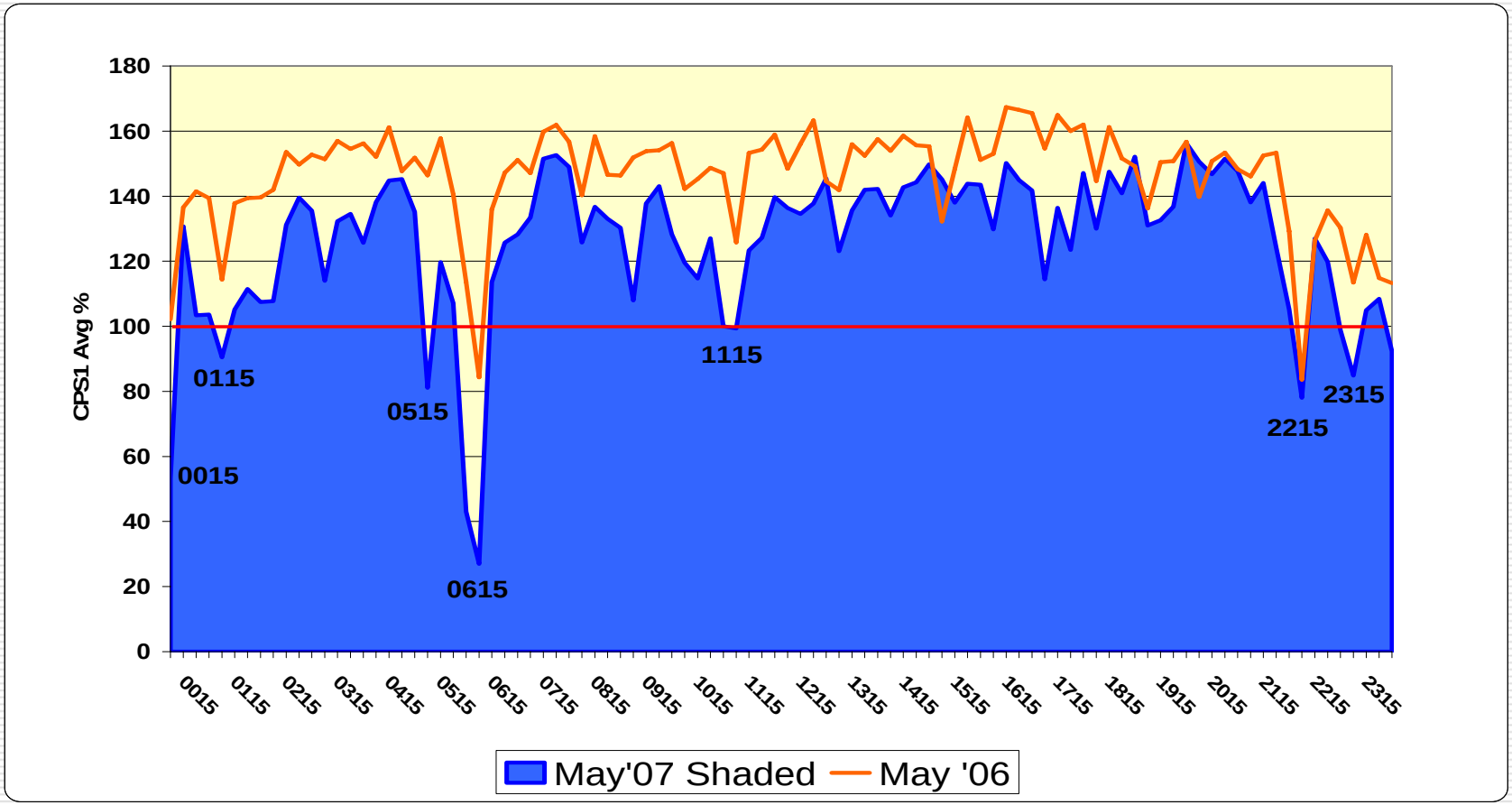

QSE PRR525 10-Minute Interval Scoring

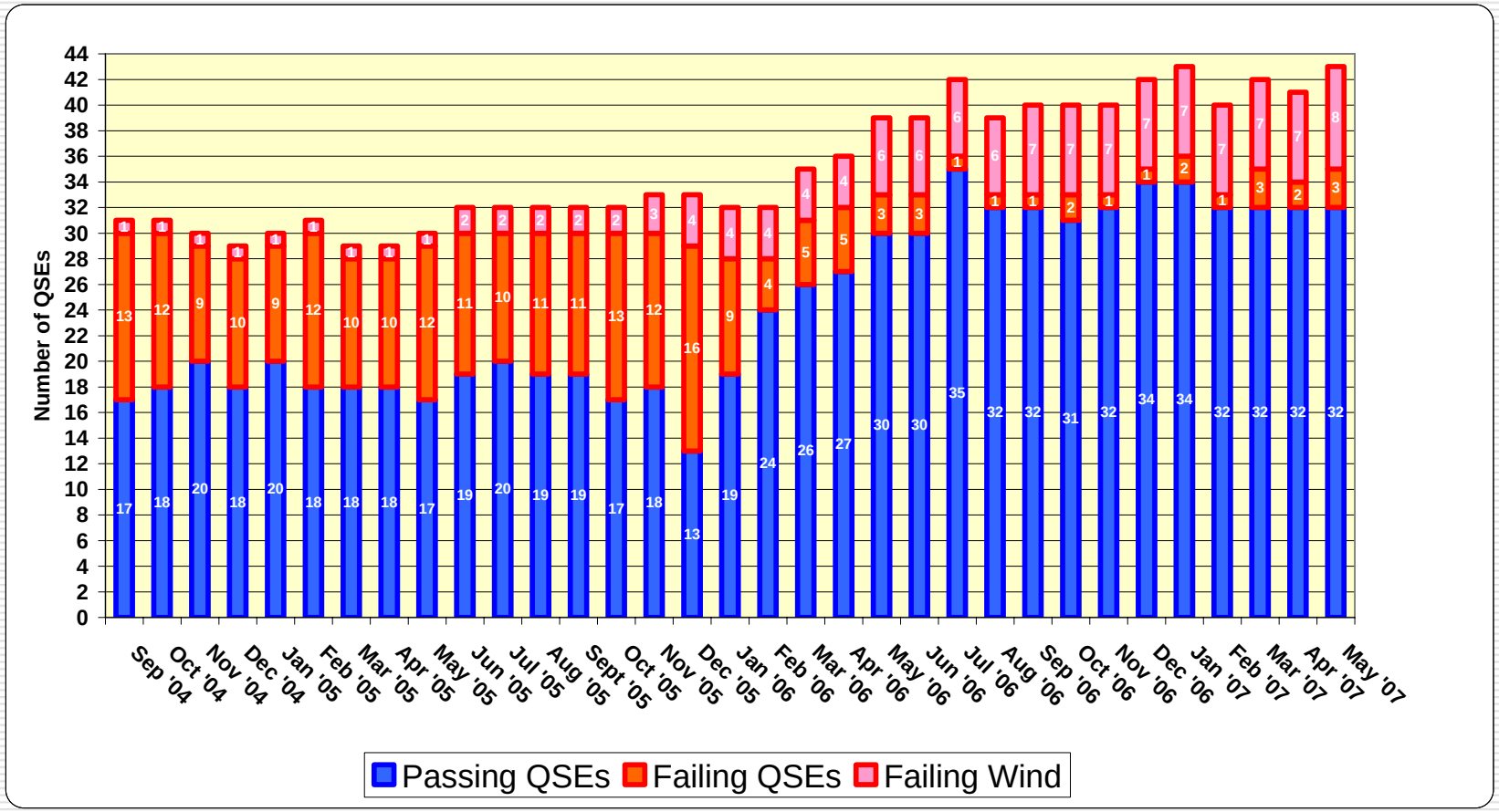

525 Passing 10-Min Interval Percentage Trends

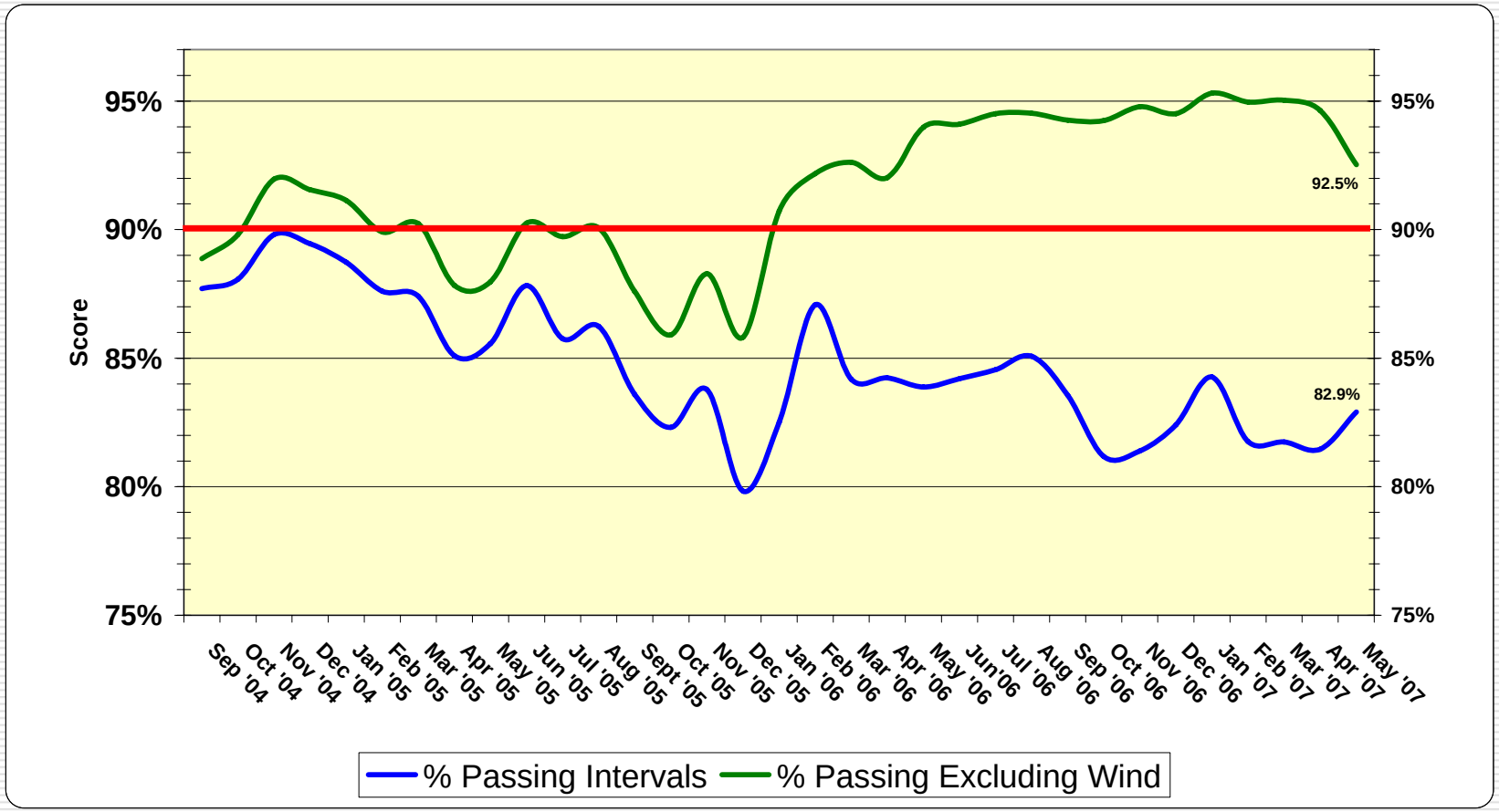

May 2007 Resource Plan Performance Metrics

Resource Plan Performance Metric	ID																							
	DK	BT	DE	IP	AP	AO	HA	BY	BC	JA	AY	AM	AR	BR	HJ	DF	BP	CI	AD	BJ	BH	CJ	CF	ET
Resource Status	99	-	99	80	100	100	97	98	100	100	95	98	100	97	-	99	98	100	100	100	-	100	100	90
LSL HSL Percent	86	-	97	94	98	96	95	98	100	100	100	100	99	95	-	99	98	96	99	99	-	100	99	100
Day Ahead Zonal Schedule	72	99	99	99	100	100	100	100	100	100	90	98	84	99	90	100	100	100	100	99	100	99	100	100
Adjustment Period Zonal Schedule	74	95	99	97	100	100	99	100	99	100	98	99	96	98	89	100	98	97	99	100	99	99	100	100
Down Bid & Obligation	92	96	83	88	99	93	94	93	99	100	99	96	99	97	93	97	98	97	98	94	98	97	99	99
Total Up AS	-	-	99	-	100	98	98	99	99	100	98	95	100	97	-	88	-	-	-	-	-	98	98	99

Resource Plan Performance Metric	ID																							
	DA	GR	BF	BE	DP	BG	GH	CX	FK	HW	IN	IZ	JB	BX	CC	CD	FS	AC	CQ	IV	FC	IO	FY	AE
Resource Status	100	-	-	-	99	100	99	98	99	99	100	100	-	100	100	98	100	100	99	-	-	99	-	-
LSL HSL Percent	100	-	-	-	99	98	95	100	100	97	100	91	-	99	99	93	100	100	90	-	-	100	-	-
Day Ahead Zonal Schedule	95	100	100	100	100	100	89	100	100	91	100	100	100	97	100	98	100	-	98	100	29	100	-	-
Adjustment Period Zonal Schedule	98	100	100	100	100	100	100	98	99	87	100	100	63	99	97	98	100	100	99	100	29	96	-	-
Down Bid & Obligation	90	100	100	99	100	100	94	98	100	97	100	99	28	92	97	89	-	100	96	97	-	95	-	-
Total Up AS	91	-	-	-	100	100	98	99	99	84	84	100	-	99	100	98	-	-	99	-	-	-	100	100

4 Consecutive Failing Scores

3 Consecutive Failing Scores

2 Consecutive Failing Scores

1 Failing Score

ERO / RE Activities

- Entity Registration
  - Continues to be a work-in-progress
  - ERCOT Compliance Staff working with entities to resolve registration questions
  - Any entity can challenge its listing and function with NERC
  - Appeals heard by the NERC Board Compliance Committee
- Texas Regional Entity Delegation Agreement
  - ERCOT Board approved Texas RE Delegation Agreement on May 16th
  - Executed Texas RE Delegation Agreement re-filed at FERC on May 18th
  - FERC approved re-filed executed Delegation Agreement on June 5th, subject to a limited 30-day comment period restricted to minor revisions
  - FERC directives must be addressed and modifications filed within 180 days of the date of the order (mid-October)
- NERC Reliability Standards
  - Mandatory compliance begins on June 18th
  - Regional Entities to focus on most serious Reliability Standard violations until January 1, 2008
- ERCOT Bylaws
  - ERCOT Board approved changes to the ERCOT Bylaws incorporating the Texas RE on May 16th
  - ERCOT Membership vote in mid to late June