



# Compliance Update

---

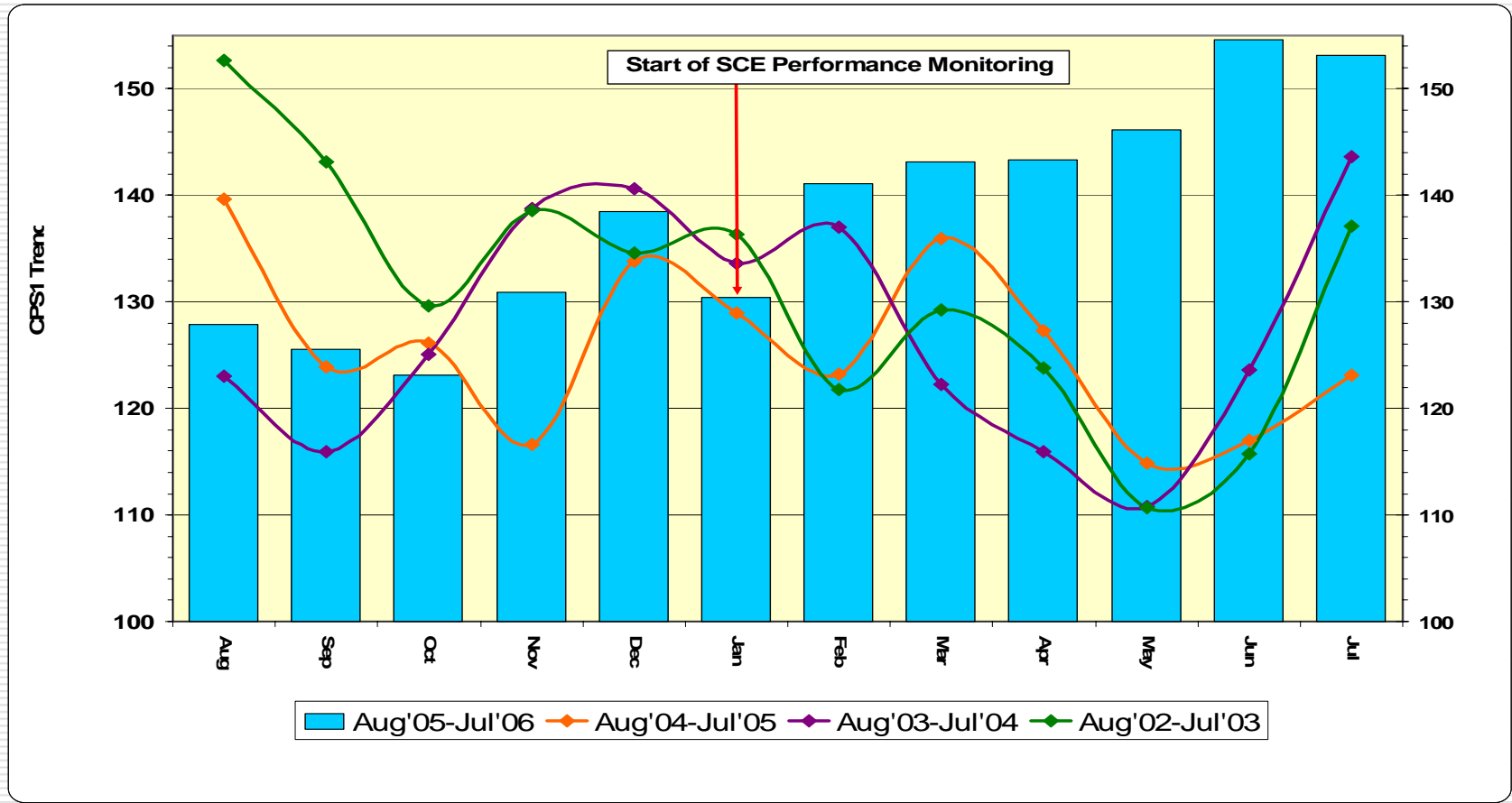
August 2006

# Control Performance Highlights

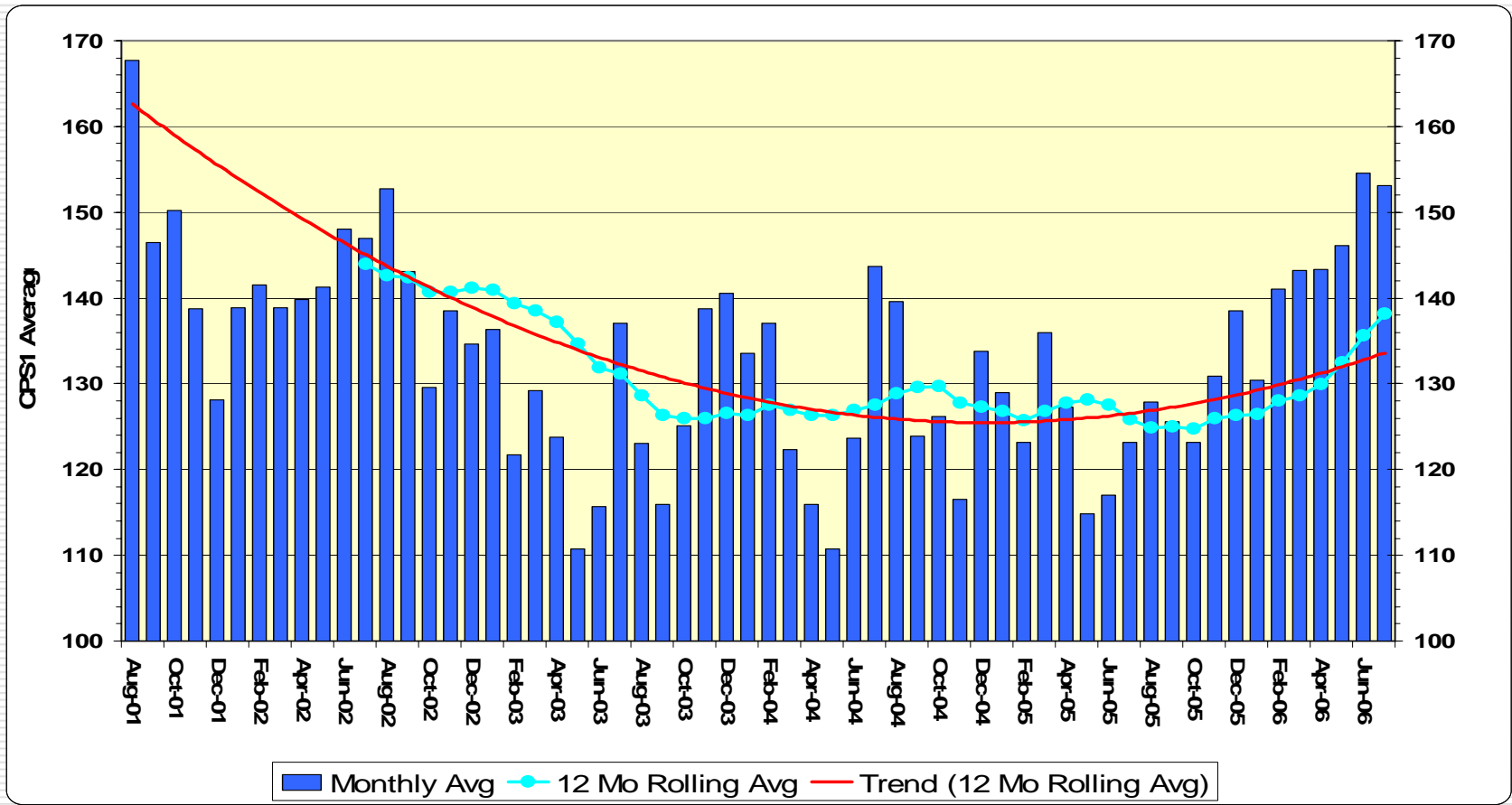
---

- NERC CPS1 Performance
    - ERCOT's July score was 153.1
    - ERCOT's CPS1 scores show significant improvement over the same month for the past three years since the implementation of PRR 525 with the exception of January
  
  - PRR 525 Performance
    - Scores for July indicate 35 passed / 1 non-wind-only QSE failed the measure
    - Scores posted on the ERCOT Compliance Website
    - Performance of Wind-Only QSEs is not improving, possibly declining
-

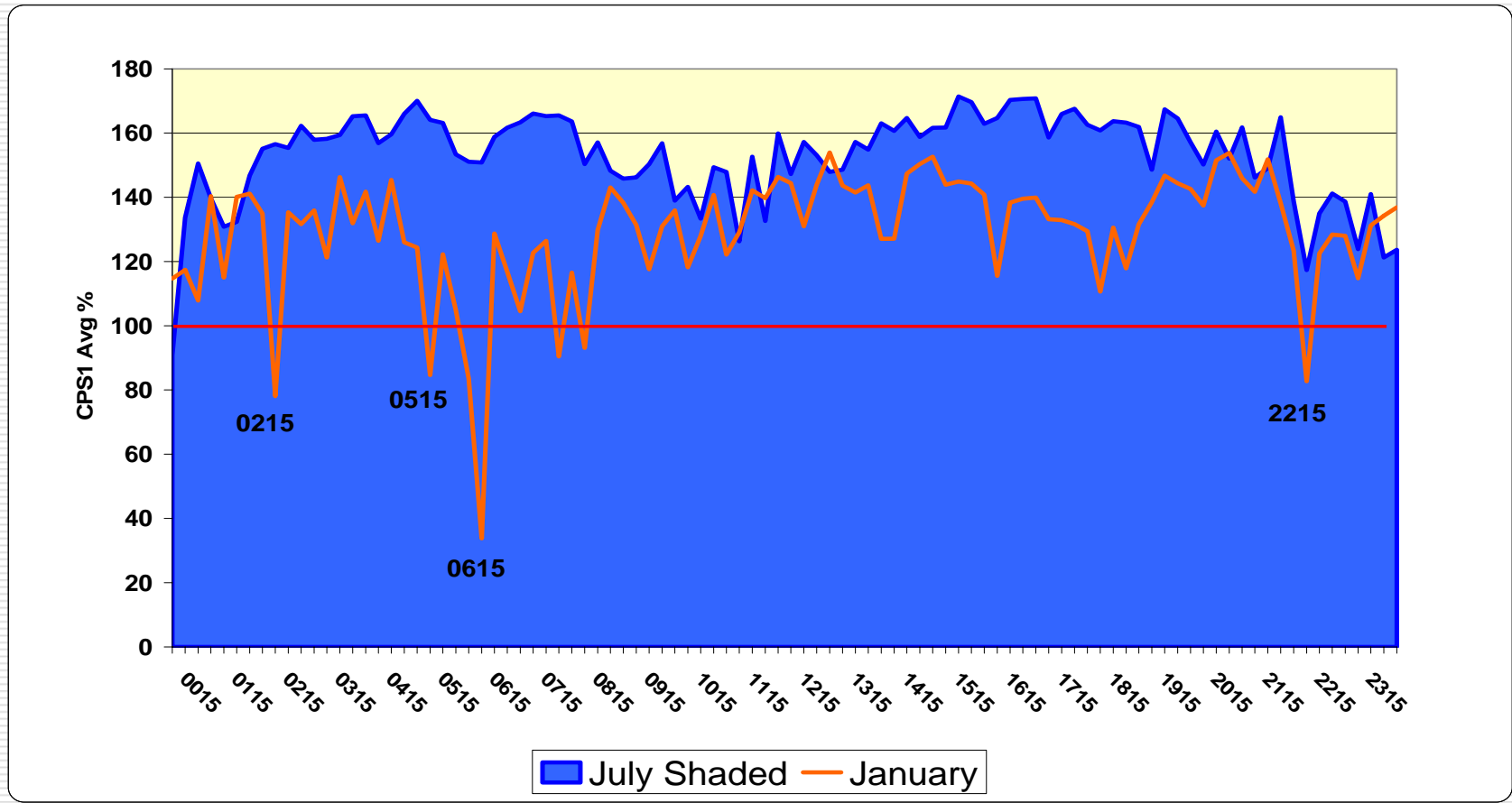
# ERCOT CPS1 Performance Comparison



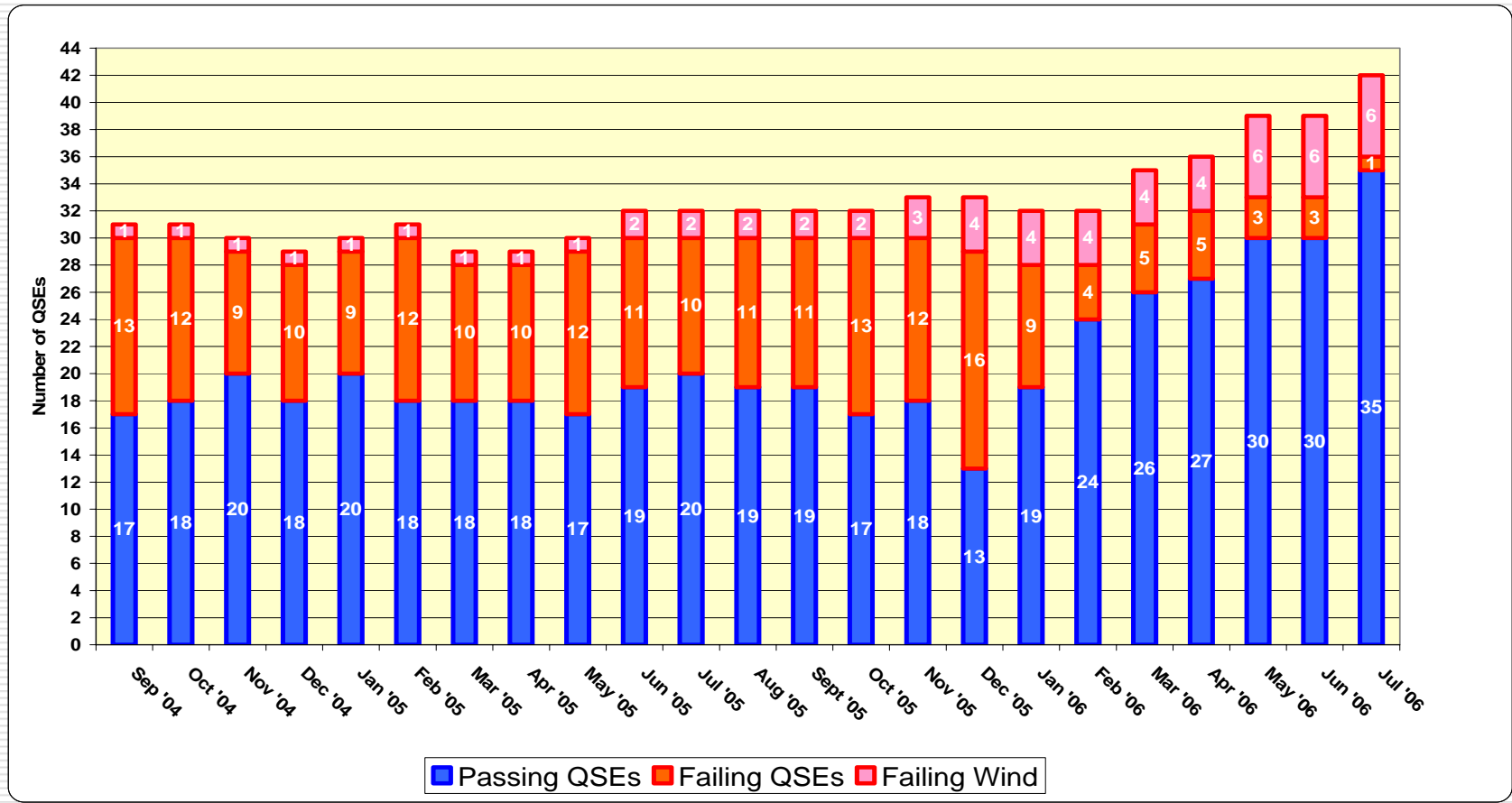
# ERCOT's CPS1 Monthly Trend



# ERCOT CPS1 by Interval



# QSE PRR525 10-Minute Interval Scoring

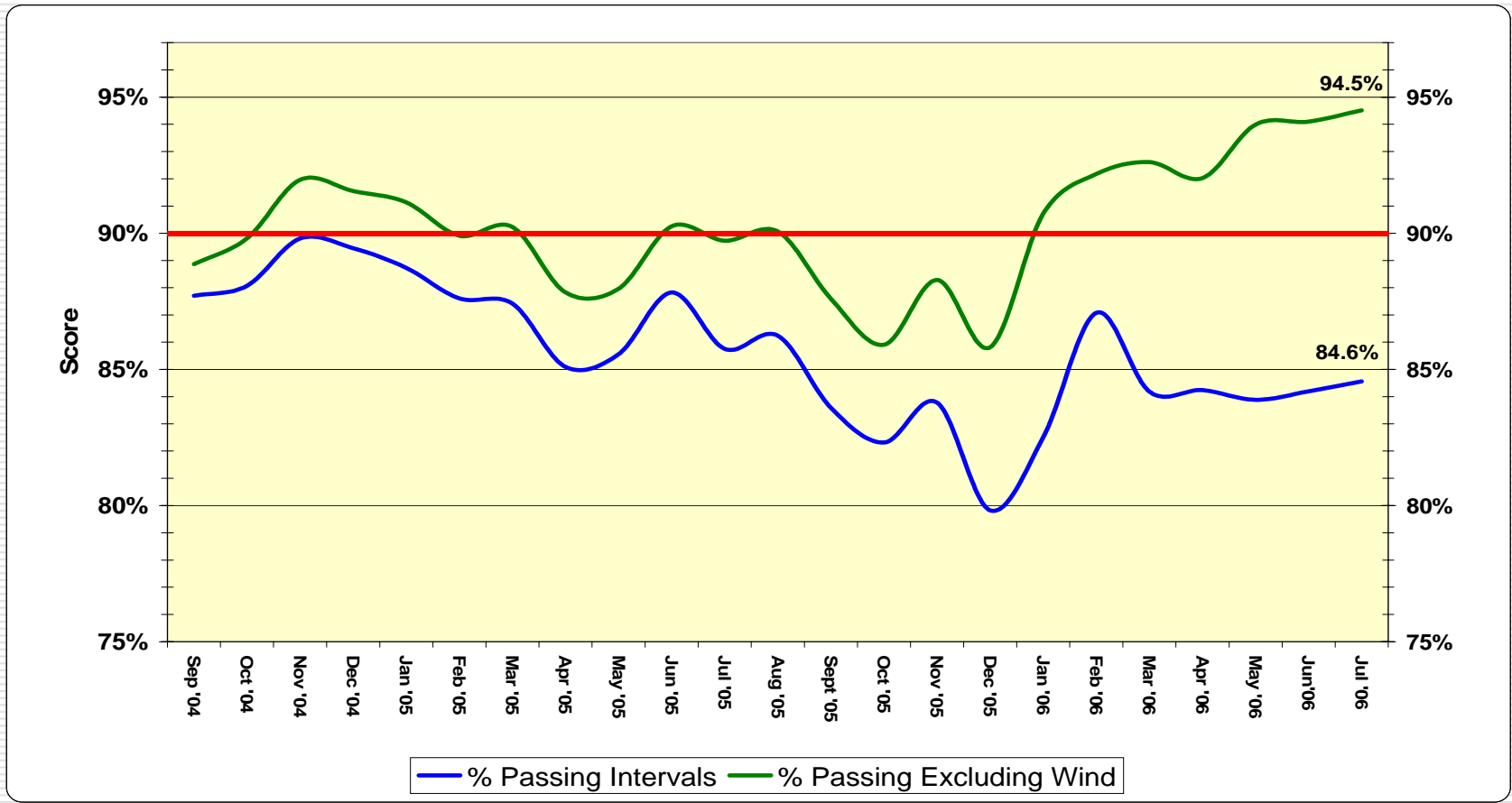


# SCE Performance Monitoring

---

- SCE Performance Monitoring scores for all QSEs are published on the Compliance Website
    - [SCE Performance Scores](#)
-

# 525 Passing 10-Min Interval Percentage Trends





# Resource Plan Performance Metrics July Results

Resource Plan Performance Metric	QSE Identifier																								
	DK	BT	DE	IP	CU	AP	AO	HA	BY	BC	AY	IG	AM	AR	BR	HJ	DF	BP	CI	AE	AD	BH	CJ	CF	ET
Resource Status Score	100	-	100	100	98	98	100	99	99	100	95	-	97	100	99	-	100	100	100	-	100	-	100	98	100
Resource LSL as % of HSL Score	94	-	100	100	100	89	99	100	95	100	100	-	100	94	99	-	100	100	99	-	100	-	99	99	100
DA Zonal Schedule Score	98	92	96	100	60	94	97	99	100	94	99	-	100	100	98	93	98	95	99	0	100	100	100	98	100
AP Zonal Schedule Score	99	94	100	100	68	99	100	100	99	100	98	0	98	100	93	90	100	98	99	0	100	99	100	95	100
Down Bid & Obligation Score	98	96	94	67	74	96	98	100	98	99	98	-	97	99	71	66	96	93	97	-	100	99	98	94	90
Total Up AS Scheduled Obligation Score	-	-	100	-	-	98	99	100	98	98	99	-	99	100	97	-	99	-	-	100	-	-	97	99	100

Resource Plan Performance Metric	QSE Identifier																				
	DA	GR	BF	BE	DP	BO	BG	CX	FK	IN	FR	FS	BX	CC	CD	AC	AB	IC	CQ	IO	FY
Resource Status Score	99	94	-	-	100	-	99	89	99	99	100	100	99	100	100	100	100	100	99	98	-
Resource LSL as % of HSL Score	100	100	-	-	100	-	99	100	100	98	100	100	100	100	93	100	96	100	89	100	-
DA Zonal Schedule Score	97	99	100	100	97	0	100	100	89	98	100	98	97	100	100	100	98	100	97	95	-
AP Zonal Schedule Score	99	99	100	100	98	0	99	100	99	97	100	98	98	100	100	-	99	100	98	94	-
Down Bid & Obligation Score	85	97	100	98	99	-	100	100	100	99	99	86	97	99	96	-	98	100	100	87	-
Total Up AS Scheduled Obligation Score	89	-	-	-	97	-	99	100	99	92	100	97	99	100	99	-	-	-	97	-	99

■ 4 Consecutive Failing Scores    ■ 3 Consecutive Failing Scores

■ 2 Consecutive Failing Scores    ■ 1 Failing Score

# ERCOT Compliance Process

---

## □ Timeline

- May 12<sup>th</sup> – ERCOT filed new redline
  - May 22<sup>nd</sup> – Replies to ERCOT redline
  - May 31<sup>st</sup> – Workshop to review all redlines and get consensus on most or all of document
  - June 6<sup>th</sup> – ERCOT filed second revised draft
  - June 13<sup>th</sup> – Deadline for filing hearing request
  - June 23<sup>rd</sup> – ERCOT files Settlement Agreement, including the final version of the process
  - June 27<sup>th</sup> – Pre-hearing conference scheduled; not held, no need
  - July 20<sup>th</sup> – Process approved by the PUCT
-

# NERC ERO Developments

---

- ❑ ERCOT Compliance is continuing to collect contact information from ERCOT Entities responsible for NERC Reliability Standards. Current deadline for submission of list of identified responsible Entities is September 1<sup>st</sup>.
  - ❑ On July 20<sup>th</sup>, FERC approved NERC's application to become the Electric Reliability Organization (ERO).
  - ❑ Draft Texas Regional Entity budget submitted to NERC in June.
  - ❑ Proposed Regional Entity Work Plan submitted to NERC in July.
  - ❑ Draft Delegation Agreement between NERC and ERCOT filed August 4<sup>th</sup>.
-