

# Compliance Update

---

May 2007

# Control Performance Highlights

---

## NERC CPS1 Performance

### ■ April Performance

#### April performance comparison

■ April 2007: 126.92

■ April 2006: 143.31

#### 12 month rolling average comparison

■ May 2006→ April 2007: 138.23

■ May 2005→ April 2006: 129.90

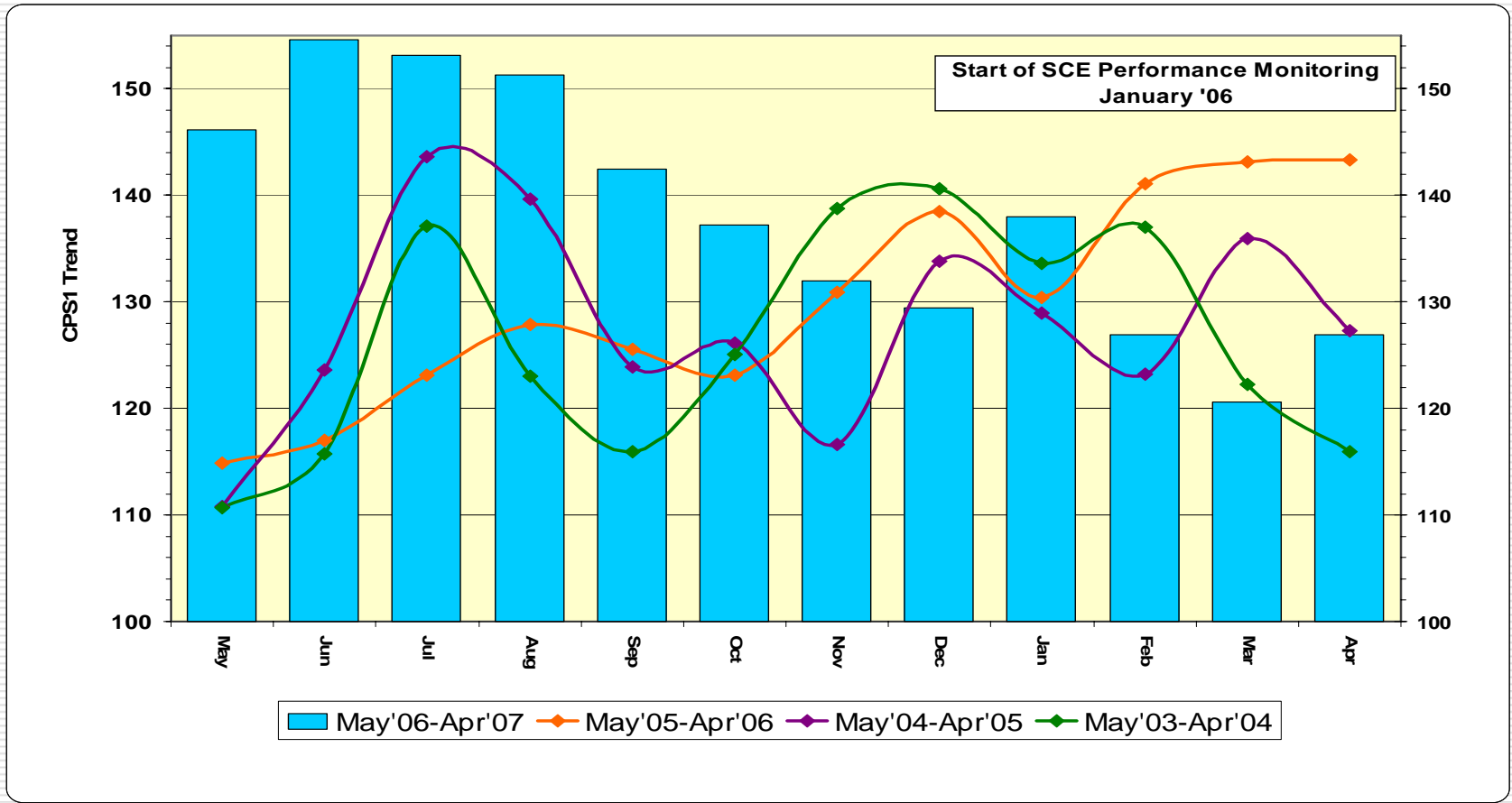
## PRR 525 Performance

■ Scores for April indicate 30 QSEs passed / 4 non-wind-only QSEs failed the measure

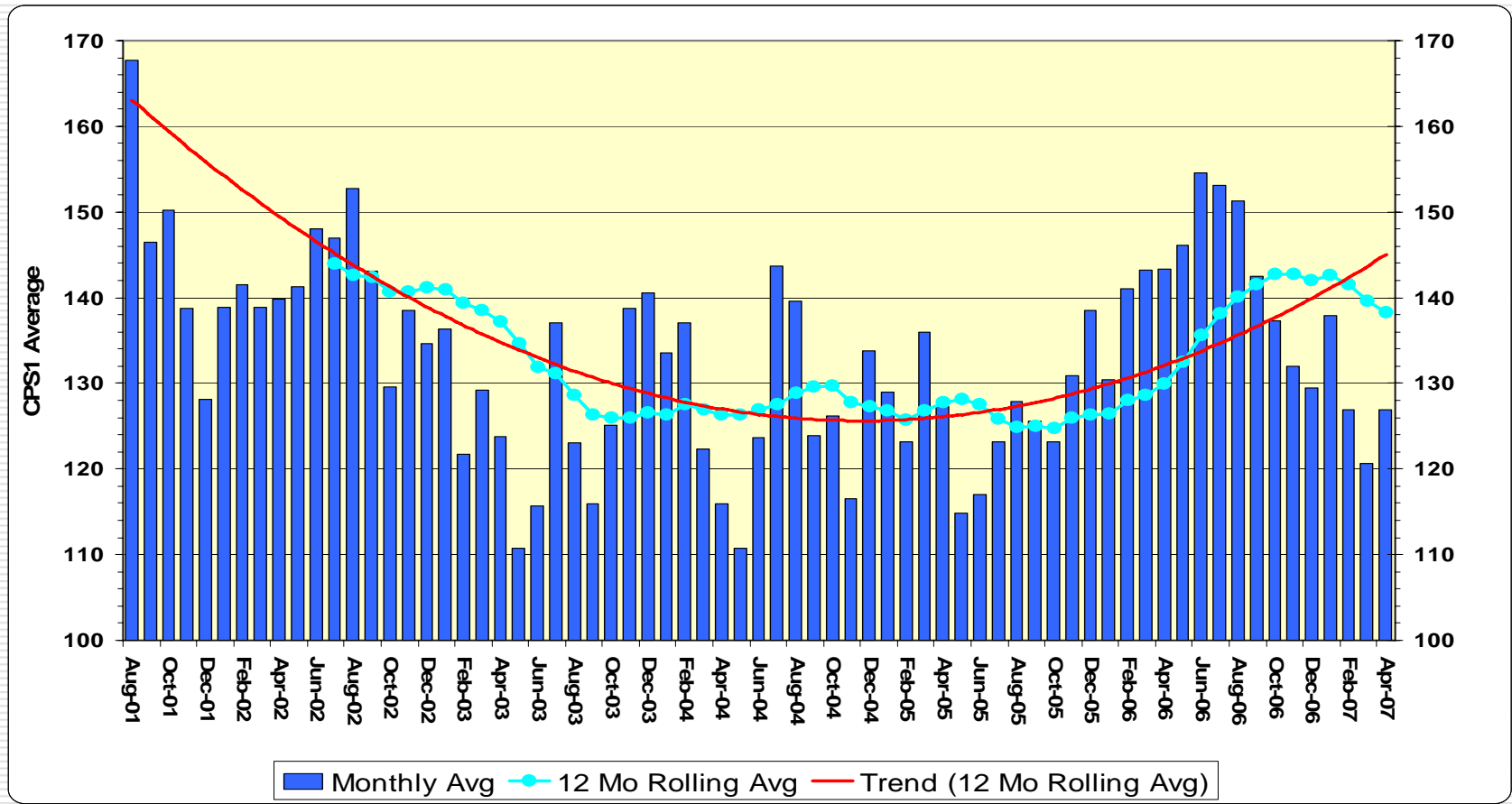
■ Scores posted on the ERCOT Compliance Website

[SCE Performance Scores](#)

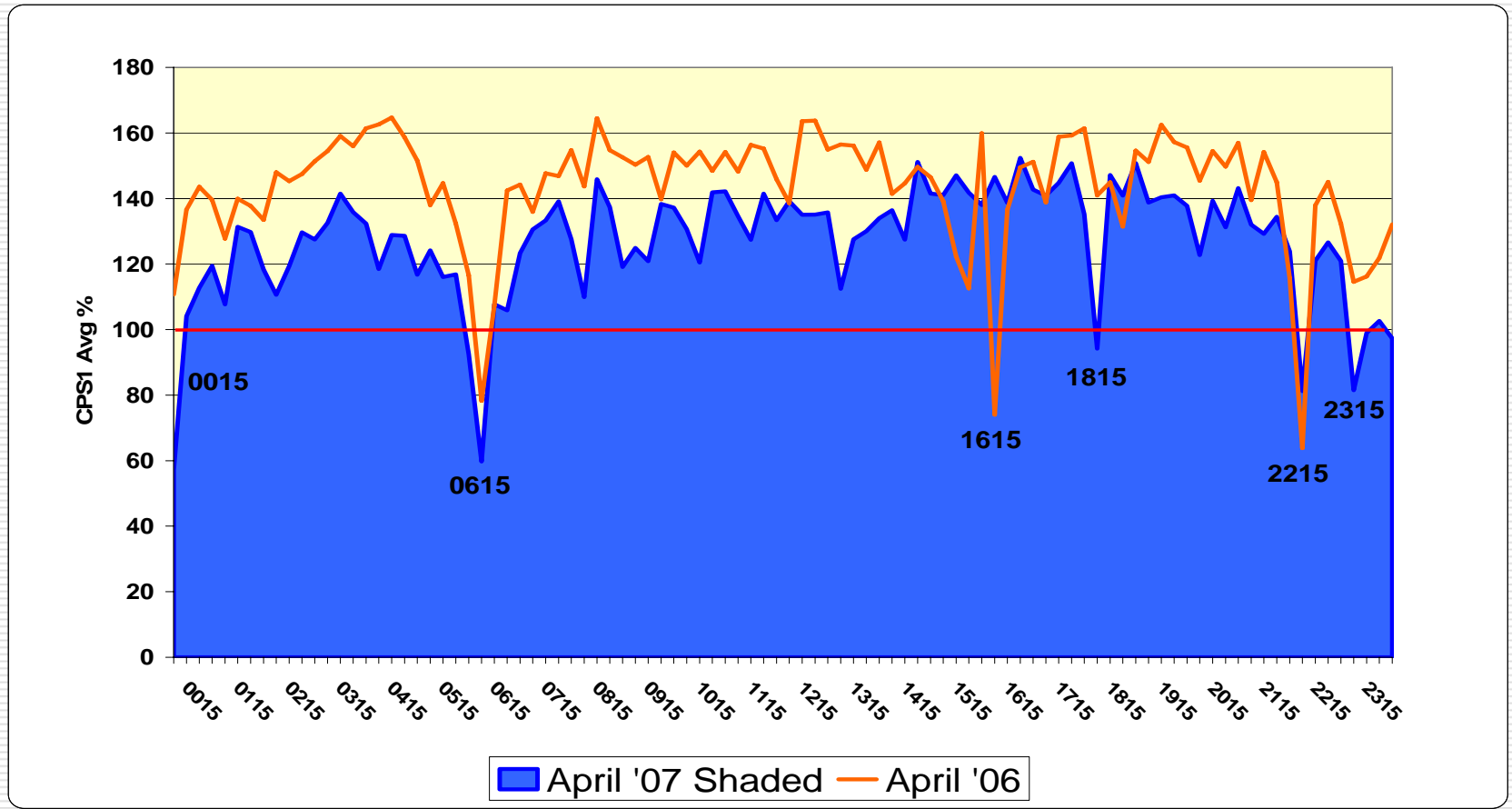
# ERCOT CPS1 Performance Comparison



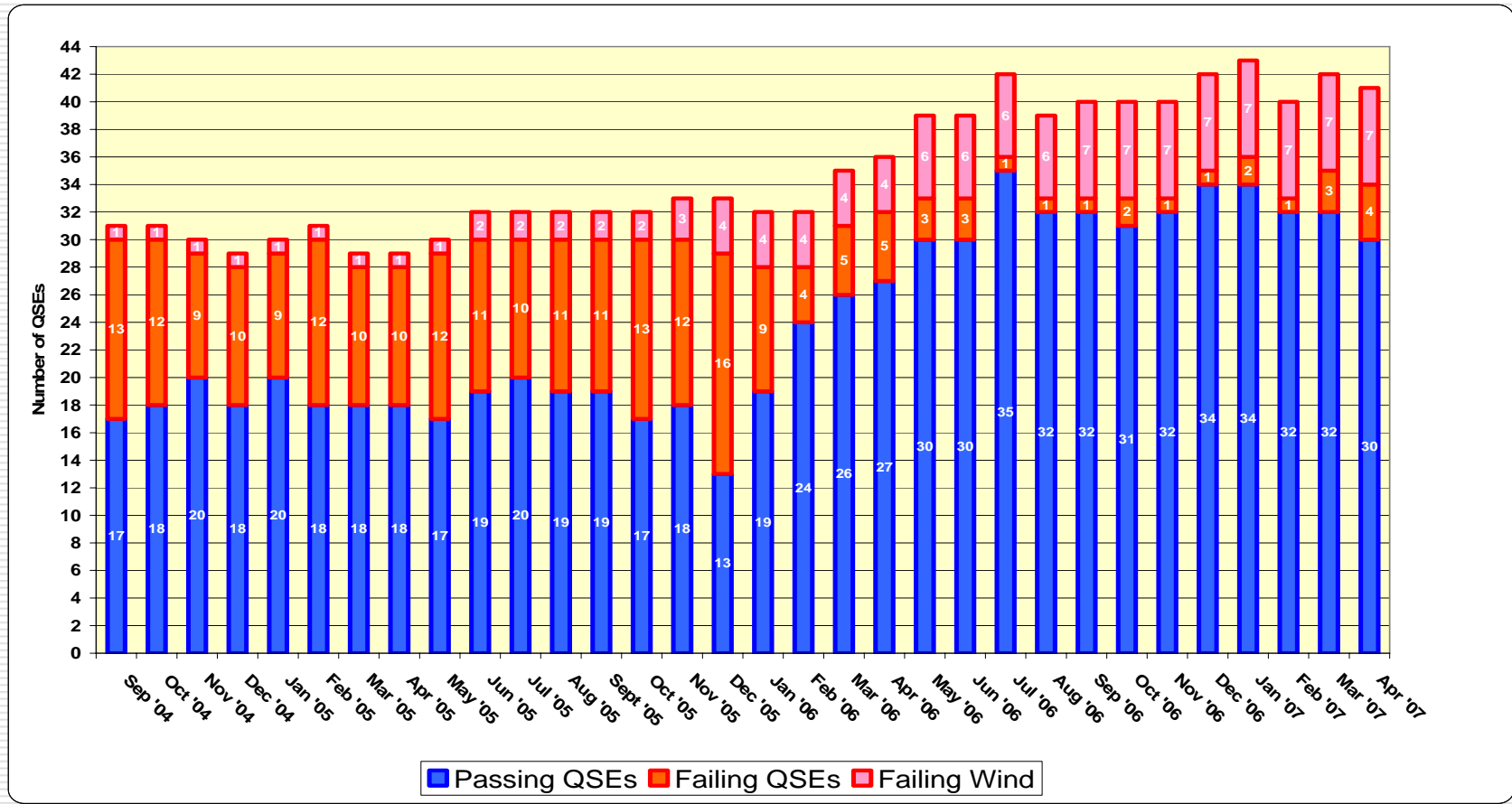
# ERCOT's CPS1 Monthly Trend



# ERCOT CPS1 by Interval



# QSE PRR525 10-Minute Interval Scoring



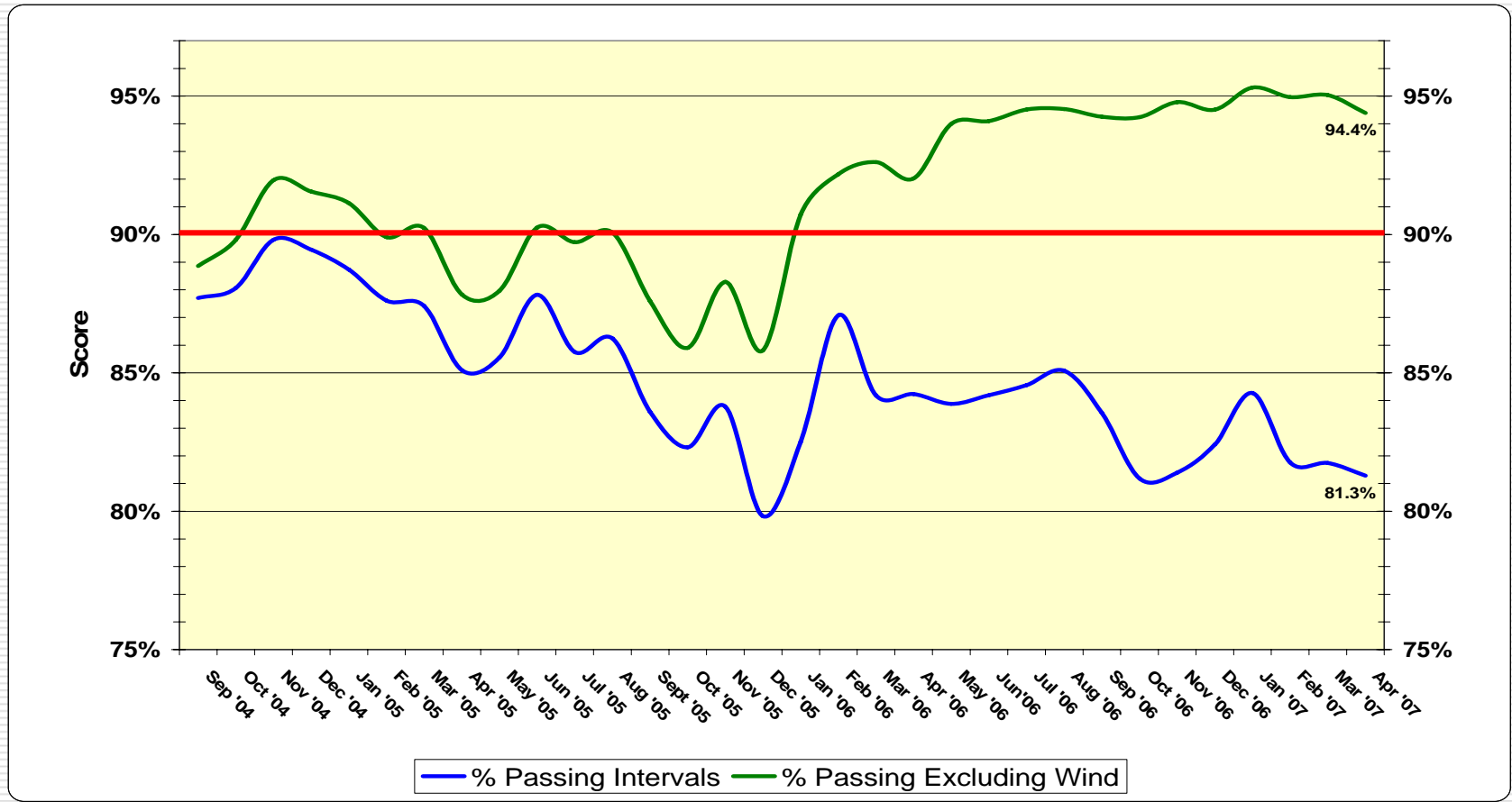
# April 2007 Resource Plan Performance Metrics

Resource Plan Performance Metric	ID																							
	DK	BT	DE	IP	AP	AO	HA	BY	BC	JA	AY	AM	AR	BR	HJ	ER	DF	BP	CI	AE	AD	BJ	BH	CJ
Resource Status Score	100	-	100	13	100	99	97	99	100	100	95	98	100	100	-	-	100	100	100	-	100	100	-	100
LSL HSL Percent Score	61	-	100	-	100	100	99	98	97	98	100	100	84	97	-	-	75	99	95	-	99	99	-	100
DA Zonal Schedule Score	61	87	94	100	98	100	99	100	100	100	90	100	97	100	98	-	97	100	99	-	100	100	100	100
Adjusted AP Zonal Score	67	89	100	-	98	100	100	98	100	99	96	99	99	94	99	0	100	100	98	-	100	100	100	99
Down Bid & Obligation Score	77	89	84	-	97	97	95	96	98	96	94	97	97	98	95	-	72	98	97	-	99	95	99	99
Total Up AS Scheduled Obligation Score	-	-	98	-	100	100	99	99	100	100	99	91	99	96	-	-	94	-	-	100	-	-	-	99

Resource Plan Performance Metric	ID																							
	CF	ET	DA	GR	GD	BF	BE	DP	BG	GH	CX	FK	HW	IN	IZ	BX	CC	CD	FR	FS	AC	CQ	IV	IO
Resource Status Score	100	98	99	-	-	-	-	99	100	100	98	99	98	99	100	100	99	99	100	100	99	99	-	100
LSL HSL Percent Score	100	100	100	-	-	-	-	100	99	100	100	90	95	100	97	100	100	100	-	100	100	96	-	-
DA Zonal Schedule Score	100	100	95	100	0	100	98	100	98	100	100	98	100	98	100	89	83	100	-	100	99	99	100	-
Adjusted AP Zonal Score	100	100	99	100	0	100	100	100	100	92	100	100	99	100	99	96	100	100	-	100	99	100	100	-
Down Bid & Obligation Score	90	100	93	100	-	99	99	100	100	100	93	100	98	98	99	99	99	92	-	-	98	99	97	-
Total Up AS Scheduled Obligation Score	100	99	92	-	-	-	-	100	98	100	100	98	92	90	90	98	99	100	-	-	-	99	-	-

4 Consecutive Failing Scores
  3 Consecutive Failing Scores  
 2 Consecutive Failing Scores
  1 Failing Score

# 525 Passing 10-Min Interval Percentage Trends



# ERO / RE Activities

---

- Entity Registration
  - March 30<sup>th</sup> – Latest draft list submitted to NERC (work-in-progress)
  - April 12<sup>th</sup> & 13<sup>th</sup> – NERC issued letters to all owners, operators, & users of the ERCOT Bulk Power System identified by ERCOT Compliance
  - Any entity can challenge its listing and function with NERC
  - ERCOT Compliance Staff attempting to resolve entity concerns
  
- April 19<sup>th</sup> – FERC approved the Texas Regional Entity Delegation Agreement without change. Regions are to:
  - Execute and re-file within 30 days of the date of the order (May 18<sup>th</sup>)
  - Address modifications and file within 180 days of the date of the order
  
- June 4<sup>th</sup> – NERC Reliability Standards take effect; mandatory compliance begins
  - Registered Entities encouraged to self-report any known non-compliance and submit mitigation plan prior to June 4<sup>th</sup>

# NERC Standards Violation- Delegated Requirements

